



Chilling With My Snowmies

Necessities for a 60 x 77 inch Applique Quilt

Fabric A - 3/4 yard
Applique
Lakeside Gatherings F1040-75

Fabric B - 1/4 yard
Applique
Lakeside Gatherings F1040-76

Fabric C - 7/8 yard
Applique, binding
Lakeside Gatherings F1040-75

Fabric D - 1 5/8 yards
Border 2, applique
Lakeside Gatherings 49221-14F

Fabric E - 1/4 yard
Applique
Lakeside Gatherings 49222-21

Fabric F - 1/3 yard
Applique
Lakeside Gatherings 49223-11F

Fabric G - 1/4 yard
Applique
Lakeside Gatherings 49224-14F

Fabric H - Fat 8th
Applique
Lakeside Gatherings 49224-17F

Fabric I - 2 yards
Appliqué background
Lakeside Gatherings 49225-13F

Fabric J - 1 1/4 yards
Applique background
Lakeside Gatherings 49225-14F

Fabric K - 1/4 yard
Appliqué
Lakeside Gatherings 49226-11F

Fabric L - Fat 8th
Applique
Lakeside Gatherings 49226-13F

Fabric M - 1/4 yard
Applique
Lakeside Gatherings 49226-14F

Fabric N - 1/4 yard
Applique
Lakeside Gatherings 49226-17F

Fabric O - 1 1/4 yards
Sashing, border 1,
border 2 corners
Lakeside Gatherings 49226-21F

Fabric P - 1/4 yard
Applique
Lakeside Gatherings 49227-23F

Backing fabric of choice 4 3/4 yards 44 inch
or 2 yards 108 inch wide.
Batting 2 yards 108 inch wide

Fusible web 5 yards

Notions and Such: Matching thread for seams and applique.
Cream and black embroidery floss.
Embroidery needle and hoop
Water soluble quilt marker, iron, light table or source.

Recommended Tools:
Rotary cutter, mat and ruler. Iron.

WS \$9.00

moda
UNITED NOTIONS

Fabric for our sample quilt generously supplied by Moda Fabrics.

the QUILT FACTORY
Pattern designs by Deb Grogan
Email: Deb@thequiltfactory.com
www.thequiltfactory.com

QF-2218 Chilling With My Snowmies



7 52349 96307 1

©2022 The Quilt Factory/Debra Grogan. All rights reserved. This pattern may not be reproduced or share. Pattern may be used by one person for personal use or to make finished goods for charities, sale in retail and on-line shops or craft fairs, but may not be mass produced. We have made every attempt to provide you with accurate information, if you have any questions please email us at: Deb@thequiltfactory.com

Jingle Bells

JINGLE



BELLS

An Applique Wall Hanging Pattern 30 x 48

#QF-2220

the **QUILT FACTORY**

Jingle Bells

Fabric A - FQ
Applique
Favorite Things 37650-11



Fabric B - 1/4 yard
Applique
Favorite Things 37650-13



Fabric C - Fat 8th
Applique
Favorite Things 37650-25



Fabric D - 1/2 yard
Sashing, applique, binding
Favorite Things 37651-13



Fabric E - FQ
Applique
Favorite Things 37652-11



Fabric F - 1/4 yard
Applique
Favorite Things 37652-13




Fabric G - Fat 8th
Applique
Favorite Things 37652-17



Fabric H - Fat 8th
Applique
Favorite Things 37653-11



Fabric I - 3/8 yard
Applique background
Favorite Things 37654-11



Fabric J - 1/3 yard
Applique
Favorite Things 37654-17



Fabric K - 1/3 yard
Applique background
Favorite Things 37655-25



Fabric L - 1/8 yard
Applique
Favorite Things 37655-26



Fabric M - 3/4 yard
Applique background
Favorite Things 37655-31



Fabric N - 1/8 yard
Applique
Favorite Things 37656-23



Backing fabric of choice 1 1/2 yards 44 inches wide.

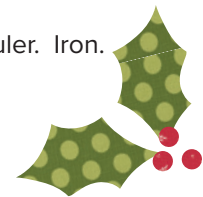
Batting 1 1/2 yards 44 inch wide or packaged crib size.

Fusible web 5 yards

Notions and Such: Matching thread for seams and applique.
Water soluble quilt marker, iron, light table or source.


Recommended Tools:
Rotary cutter, mat and ruler. Iron.

WS \$8.00



the **QUILT FACTORY**
Pattern designs by Deb Grogan
Email: Deb@thequiltfactory.com
www.thequiltfactory.com

QF-2220 Jingle Bells



7 52349 96309 5

moda
UNITED NOTIONS

Fabric for our sample quilt generously supplied by Moda Fabrics.

©2022 The Quilt Factory/Debra Grogan. All rights reserved. This pattern may not be reproduced or share. Pattern may be used by one person for personal use or to make finished goods for charities, sale in retail and on-line shops or craft fairs, but may not be mass produced. We have made every attempt to provide you with accurate information, if you have any questions please email us at: Deb@thequiltfactory.com

Elegant Fall



An Appliqué Table Square Quilt Pattern
55 x 55 inches

#QF-2219



Elegant Fall

Necessities for a 55 x 55 inch Table Square

Fabric A - 5 x 5 pre-cut squares 1 pack
OR-1 yard various prints at least 5 x 5 inches.
Quilt center
Harvest Moon 20470PP

Fabric B - 3/4 yard
Quilt center
Harvest Moon 20470-18

Fabric C - 1/8 yard
Applique
Harvest Moon 20471-18

Fabric D - 1/4 yard
Applique
Harvest Moon 20472-14

Fabric E - 7/8 yard
Border 2
Harvest Moon 20472-16

Fabric F - Fat 8th
Applique
Harvest Moon 20475-12

Fabric G - 1 1/8 yards
Border 1, border 2 corners,
binding
Harvest Moon 20475-18

Fabric H - 1/8 yard
Applique
Harvest Moon 20476-14

Fabric I - 1/8 yard
Applique
Harvest Moon 20476-16

Fabric J - 1 3/8 yards
Quilt center,
border 2 corners
Harvest Moon 20476-21

Backing fabric of choice 3 1/2 yards 44 inch
wide (pieced) or 1 3/4 yards 90 inches wide.

Batting 1 3/4 yards 90 inches wide or Twin
package.

Fusible web 2 yards
*We recommend Soft Fuse

Notions and Such: Matching thread for
seams and applique.
Black and dark rust embroidery floss.
Embroidery needle and hoop
Water soluble quilt marker, iron, light table
or source.

Recommended Tools:
Rotary cutter, mat and ruler. Iron.



moda
UNITED NOTIONS

Fabric for our sample quilt generously supplied
by Moda Fabrics.

WS \$6.00

the QUILT FACTORY
Pattern designs by Deb Grogan
Email: Deb@thequiltfactory.com
www.thequiltfactory.com

QF-2219 Elegant Fall



©2022 The Quilt Factory/Debra Grogan. All rights reserved. This pattern may not be reproduced or
share. Pattern may be used by one person for personal use or to make finished goods for charities,
sale in retail and on-line shops or craft fairs, but may not be mass produced. We have made every
attempt to provide you with accurate information, if you have any questions please email us at:
Deb@thequiltfactory.com



Appliqué Wall Hanging
30x48
#QF-2217

the QUILT FACTORY



GOT TREATS?



Necessities for a 30 x 48 inch Wall Hanging


Fabric A - 1/4 yard
Applique
Moda Beyond Bella
16740-77



Fabric G - 1/8 yard
Block
Moda Beyond Bella
16740-192




Fabric B - 1/2 yard
Applique, block
applique background
Moda Beyond Bella
16740-80



Fabric H - FQ
Applique
Moda Beyond Bella
16740-231




Fabric C - 1/8 yard
Applique
Moda Beyond Bella
16740-89



Fabric I - 7/8 yard
Applique,
applique background
Moda Beyond Bella
16740-232




Fabric D - 1 1/4 yards
Applique, block,
sashing, binding
Moda Beyond Bella
16740-99



Backing fabric of choice 2 3/4 yards 44 inch wide.

Batting 2 3/4 yards 44 inch wide or packaged crib size.

Fabric E - 7/8 yard
Applique, block,
applique background
Moda Beyond Bella
16740-165



Fusible web 2 yards

Notions and Such: Matching thread for seams and applique.
Black, dark orange embroidery floss
Embroidery needle and hoop
Water soluble quilt marker, iron, light table or source.

Fabric F - Fat 1/8th
Applique
Moda Beyond Bella
16740-182




Recommended Tools:
Rotary cutter, mat and ruler, iron.

WS \$8.00

the QUILT FACTORY
Pattern designs by Deb Grogan
Email: Deb@thequiltfactory.com
www.thequiltfactory.com


QF-2217 Got Treats?



moda
UNITED NOTIONS
Fabric for our sample quilt generously supplied by Moda Fabrics.

©2022 The Quilt Factory/Debra Grogan. All rights reserved. This pattern may not be reproduced or share. Pattern may be used by one person for personal use or to make finished goods for charities, sale in retail and on-line shops or craft fairs, but may not be mass produced. We have made every attempt to provide you with accurate information, if you have any questions please email us at: Deb@thequiltfactory.com

JOY



A Wall Hanging Pattern

30 x 48 inches

#QF-2216

the QUILT FACTORY



JOY



Necessities for a 30 x 48 inch Wall Hanging

Fabric A - 5/8 yard
Sashing, binding
Moda Beyond Bella
16740-14



Backing fabric of choice 2 3/4 yards 44" wide.

Batting 2 3/4 yards 44 inch wide or packaged
crib size.

Fabric B - 2 yards
Applique, block
applique background
Moda Beyond Bella
16740-16



Fusible web 2 yards

Notions and Such: Matching thread for
seams and applique.
Light green, dark green, black embroidery
floss.

Fabric C - 1/4 yard
Applique background
Moda Beyond Bella
16740-77



Embroidery needle and hoop
Water soluble quilt marker, iron, light table or
source.

Fabric D - 5/8 yard
Applique, block
Moda Beyond Bella
16740-182



Recommended Tools:

Rotary cutter, mat and ruler, iron.

Fabric E - 3/8 yard
Applique, block
Moda Beyond Bella
16740-192



Fabric F - 3/8 yard
Applique
Moda Beyond Bella
16740-232



WS \$8.00

the QUILT FACTORY
Pattern designs by Deb Grogan
Email: Deb@thequiltfactory.com
www.thequiltfactory.com

QF-2216 Joy

moda
UNITED NOTIONS

Fabric for our sample quilt generously supplied
by Moda Fabrics.



7 52349 96305 7

©2022 The Quilt Factory/Debra Grogan. All rights reserved. This pattern may not be reproduced or share. Pattern may be used by one person for personal use or to make finished goods for charities, sale in retail and on-line shops or craft fairs, but may not be mass produced. We have made every attempt to provide you with accurate information, if you have any questions please email us at: Deb@thequiltfactory.com

Father Christmas

Season's



Greetings

A Wall Hanging Pattern
32 x 60 inches
#QF-2215



Father Christmas

Necessities for a 32 x 60 inch Wall Hanging

Fabric A - FQ
Applique
Merry Manor Metallics 33661-13M



Fabric L - FQ
Applique
Bella Solids 9900-60



Fabric B - 1/8 yard
Applique
Merry Manor Metallics 33662-11M



Fabric M - Fat 8th
Applique
Bella Solids 9900-99



Fabric C - FQ
Applique
Merry Manor Metallics 33662-13M



Fabric N - 1/8 yard
Applique
Bella Solids 9900-232



Fabric D - 3/8 yard
Applique, appliqué background
Merry Manor Metallics 33663-11M



Fabric O - 1/8 yard
Applique
Bella Solids 9900-78



Fabric E - 1 yard
Applique, appliqué background
Merry Manor Metallics 33663-14M



Backing fabric of choice 2 3/4.

Batting 2 3/4 yards 44 inch wide or packaged
crib size.

Fabric F - FQ
Applique
Merry Manor Metallics 33664-13M



Fusible web 2 yards

Notions and Such: Matching thread for
seams and applique.

Fabric G - 1/2 yard
Applique
Merry Manor Metallics 33665-11M



Light table or source

Fabric H - 5/8 yard
Applique, appliqué background
Merry Manor Metallics 33665-13M



Recommended Tools:

Rotary cutter, mat and ruler. Iron.

Fabric I - 1 yard
Applique, appliqué
background, binding
Merry Manor Metallics 33665-15M



Fabric J - 1/8 yard
Applique
Merry Manor Metallics 33665-17M



Fabric K - 1/8 yard
Appliqué
Bella Solids 9900-17



moda
UNITED NOTIONS

Fabric for our sample quilt generously supplied
by Moda Fabrics.

©2022 The Quilt Factory/Debra Grogan. All rights reserved. This pattern may not be reproduced or
share. Pattern may be used by one person for personal use or to make finished goods for charities,
sale in retail and on-line shops or craft fairs, but may not be mass produced. We have made every
attempt to provide you with accurate information, if you have any questions please email us at:
Deb@thequiltfactory.com

WS \$8.00



the **QUILT FACTORY**
Pattern designs by Deb Grogan
Email: Deb@thequiltfactory.com
www.thequiltfactory.com

QF-2215 Father Christmas



7 52349 96304 0

Mr. Bones



A Halloween Wallhanging Pattern

#QF-2118

32 x 60



Mr. Bones

Necessities for a 32 x 60 inch Wall Hanging

Fabric A - Grey paisley 1/8 yard

Applique

Moda Late October 55590-25

Fabric B - Orange paisley 3/8 yard

Border

Moda Late October 55590-32

Fabric C - Multi X's on cream 1/8 yard

Applique

Moda Late October 55591-11

Fabric D - Multi X's on black 1/4 yard

Applique background

Moda Late October 55591-13

Fabric E - Cream X's on orange 1/2 yard

Applique, border

Moda Late October 55591-22

Fabric F - Grid on black 3/8 yard

Applique background

Moda Late October 55592-23

Fabric G - Cream dots on orange 1/8 yard Applique

Moda Late October 55594-22

Fabric H - Grey dots on black 1/2 yard

Applique background

Moda Late October 55594-33

Fabric I - Cream lines on orange 3/8 yard Border

Moda Late October 55595-22

Fabric J - Cream lines on grey 1/8 yard

Applique

Moda Late October 55595-25

Fabric K - Black screen 1/2 yard

Applique background

Moda Late October 55596-13

Fabric L - Cream screen FQ

Applique

Moda Late October 55596-21

Fabric M - Orange screen 3/8 yard

Applique

Moda Late October 55596-22

Fabric N - Grey screen 3/8 yard

Applique background

Moda Late October 55596-25

Fabric O - Orange gingham 1/4 yard

Applique

Moda Late October 55597-12

Fabric P - Black gingham 1/2 yard

Applique, applique background

Moda Late October 55597-13

Fabric Q - Grey gingham 1/4 yard

Applique, border corners

Moda Late October 55597-15

Fabric R - Black solid 1/3 yard

Binding

Moda LBella Solid 9900-99

Backing fabric of choice 1 7/8 yards 44 inches wide.

Batting 1 7/8 yards 44 inches wide.

Fusible Web 1 1/2 yards. We recommend Soft Fuse.

Notions and Such: Matching thread for seams and applique.

Black embroidery floss

Embroidery needle and hoop

Water soluble light quilt marker or marking pencil, iron, light table or source.

Recommended Tools:

Rotary cutter, mat and ruler.

WS \$7.00


the QUILT FACTORY

Pattern designs by Deb Grogan

Email: deb@thequiltfactory.com

www.thequiltfactory.com

Mr. Bones QF-2118



7 52349 96286 9

moda
UNITED NOTIONS



Fabric for our sample quilt generously supplied by Moda Fabrics.

©2021 The Quilt Factory/Debra Grogan. All rights reserved. This pattern may not be reproduced or shared. Pattern may be used by one person for personal use or to make finished goods for charities, sale in retail and on-line shops or craft fairs, but may not be mass produced. We have made every attempt to provide you with accurate information, if you have any questions please email us at: deb@thequiltfactory.com

Silent Night



An 48 x 56 inch Applique Wall Hanging Pattern

#QF-2121



Silent Night

A 48 x 56 inch Quilt Pattern



Fabric A Large cream floral 1/4 yard
Corner blocks
Moda Poinsettia Plaza 44290-11

Fabric B Cream tonal leaf spray 2/3 yard
Applique, quilt center, corner block
Moda Poinsettia Plaza 44293-11

Fabric C Red tonal leaf spray 1/4 yard
Applique, corner block
Moda Poinsettia Plaza 44293-14

Fabric D Gold tonal leaf spray 3/8 yard
Applique, quilt center
Moda Poinsettia Plaza 44293-21

Fabric E Berry spray on cream F8
Applique
Moda Poinsettia Plaza 44294-11

Fabric F Berry spray on red 5/8 yard
Applique, binding
Moda Poinsettia Plaza 44294-12

Fabric G Berry spray on green F8
Applique
Moda Poinsettia Plaza 44294-13

Fabric H Berry spray on black 1/8 yard
Applique
Moda Poinsettia Plaza 44294-15

Fabric I Berry spray on gold F8
Applique
Moda Poinsettia Plaza 44294-21

Fabric J Flower bouquet on green F8
Applique
Moda Poinsettia Plaza 44295-13

Fabric K Snowflakes on black 1 7/8 yards
Applique, quilt center, border 2
Moda Poinsettia Plaza 44296-15

Fabric L Snowflakes on red 1/4 yard
Applique, corner block
Moda Poinsettia Plaza 44296-22

Fabric M Snowflakes on cream 1 1/4 yards
Applique, quilt center, border 1
Moda Poinsettia Plaza 44296-23

Fabric N Tiny berries on cream 1/8 yard
Applique, quilt center
Moda Poinsettia Plaza 44298-11

Fabric O Tiny berries on green FQ
Applique
Moda Poinsettia Plaza 44298-13

Fabric P Tiny berries on gold 1/8 yard
Applique
Moda Poinsettia Plaza 44298-21

Backing fabric of choice 1 7/8 yards 44 inches wide.
Batting 1 7/8 yards 44 inch wide

Notions and Such: Matching thread for seams and appliqué.
Embroidery floss: cream, black
Embroidery needle and hoop.
Freezer paper, spray starch and brush, container with lid, fabric appliqué glue, water soluble quilt marker, scissors.
Clover mini iron or regular iron, ironing board

Recommended Tools: Rotary cutter, mat and ruler.
Light box or light source.

the **QUILT FACTORY**
Pattern designs by Deb Grogan
Email: Deb@thequiltfactory.com
www.thequiltfactory.com

Silent Night QF-2121

moda WS \$8.00
UNITED NOTIONS

Fabric for our sample quilt generously supplied by Moda Fabrics.



©2021 The Quilt Factory/Debra Grogan. All rights reserved. This pattern may not be reproduced or shared. Pattern may be used by one person for personal use or to make finished goods for charities, sale in retail and on-line shops or craft fairs, but may not be mass produced. We have made every attempt to provide you with accurate information, if you have any questions please email us at: Deb@thequiltfactory.com

SNOWGLOBE



Applique Banner Pattern 16x24

#QF-2117



SNOWGLOBE

16x24 inch Applique Banner



Use any variety of prints or solids that you like! Have fun and be creative!

7/8 yard pre-hemmed toweling
We used Moda 920-282

Green prints: Holly, bow and hat
Two 5x5 squares

Red prints: Letters, mittens, hat trim
snowglobe base,
One 5x5 square
One 10x10 square
One Fat 8th

White solid: Snowman
One 10x10 square

Orange print: Nose
One 5x5 square

Light Blue Print: Snowglobe water
One Fat Quarter

Notions and Such:

Matching thread for applique.
Ackfeld 16 inch hanger
Two 4 mm black buttons for eyes
Two 8 mm red buttons for snowman
Nine 8 mm yellow buttons for berries
Floss, black
1-1 1/2 yards fusible, different brands
have different sizing, we recommend Soft Fuse

Recommended Tools: Rotary cutter,
mat and ruler.

WS \$6.00

the QUILT FACTORY

Pattern designs by Deb Grogan
Email: Deb@thequiltfactory.com
www.thequiltfactory.com

SNOWGLOBE QF-2117



©2021The Quilt Factory/Debra Grogan. All rights reserved. This pattern may not be reproduced or shared. Pattern may be used by one person for personal use or to make finished goods for charities, sale in retail and on-line shops or craft fairs, but may not be mass produced. We have made every attempt to provide you with accurate information, if you have any questions please email us at: Deb@thequiltfactory.com

Ba la la



Ba la la



16x24 inch Applique Banner

Use any variety of prints or solids that you like! Have fun and be creative!

7/8 yard pre-hemmed toweling
We used Moda 992-230

Green prints: Holly and hat trim
Two 5x5 squares

Red prints: Letters, bows, hat
One 5x5 square
One 10x10 square

Cream prints: S/M sheep, snow
One 10x10 square
One Fat 8th

Grey prints: S/L sheep
One 5x5 square
One 10x10 square

Black: L sheep head, legs
One 5x5 square (print)
One 5x5 square (solid)

Notions and Such:

Matching thread for applique.
Ackfeld 16 inch hanger
Six 4 mm black buttons for eyes
Six 8 mm red buttons for berries
Floss, black, grey
1-1 1/2 yards fusible, different brands
have different sizing, we recommend Soft Fuse

Recommended Tools: Rotary cutter, mat and ruler.

the QUILT FACTORY

Pattern designs by Deb Grogan
Email: Deb@thequiltfactory.com
www.thequiltfactory.com

BA LA LA QF-2116



WS \$6.00

Applique Banner Pattern 16x24

#QF-2116



©2021The Quilt Factory/Debra Grogan. All rights reserved. This pattern may not be reproduced or shared. Pattern may be used by one person for personal use or to make finished goods for charities, sale in retail and on-line shops or craft fairs, but may not be mass produced. We have made every attempt to provide you with accurate information, if you have any questions please email us at: Deb@thequiltfactory.com

Believe

Believe



Appliqué Wall Hanging

30x48

#QF-2111

the QUILT FACTORY

Believe

Necessities for a 30x48 inch Wall Hanging

Fabric A - Stars on orange 1/8 yard

Applique

Moda Twinkle 24106-13

Fabric B - Stars on black Fat 8th

Applique

Moda Twinkle 24106-20

Fabric C- Red/green stars on white 7/8 yard

Block, applique background, applique

Moda Twinkle 24106-32M

Fabric D - Silver stars on white 5/8 yard

Applique background, applique

Moda Twinkle 24106-40

Fabric E -Stars on red 1 yard

Block, sashing, binding, applique

Moda Twinkle 24106-44

Fabric F - Stars on kelly green Fat 8th

Applique

Moda Twinkle 24106-48

Fabric G - Stars on aqua 1 yard

Block, applique background, applique

Moda Twinkle 24106-49

Fabric H - Stars on lime green 1 yard

Block, applique background, applique

Moda Twinkle 24106-54

Backing fabric of choice 1½ yards 44 inches

Batting 1½ yards 44 inch wide or packaged crib

Fusible web 1 1/2 yard

We recommend Soft Fuse

Notions and Such: Matching thread for seams and applique.

Cosmo Floss: 600 black, 100 white, 302 yellow, 565 aqua

Embroidery needle and hoop

Water soluble quilt marker

Light table or source

Notions and Such: Matching thread for seams

Recommended Tools:

Rotary cutter, mat and ruler. Iron.

WS \$8.00

the QUILT FACTORY

Pattern designs by Deb Grogan

Email: Deb@thequiltfactory.com

www.thequiltfactory.com

Believe QF-2111



7 52349 96279 1

moda
UNITED NOTIONS

Fabric for our sample quilt generously supplied by Moda Fabrics.

©2021 The Quilt Factory/Debra Grogan. All rights reserved. This pattern may not be reproduced or shared. Pattern may be used by one person for personal use or to make finished goods for charities, sale in retail and on-line shops or craft fairs, but may not be mass produced. We have made every attempt to provide you with accurate information, if you have any questions please email us at:

Deb@thequiltfactory.com

WITCH, PLEASE...

TRICK OR TREAT!



Appliqué Wall Hanging

30x48

#QF-2110



WITCH, PLEASE.....

Necessities for a 30x48 inch Wall Hanging

Fabric A - Multi stars on white 7/8 yard

Applique background

Moda Twinkle 24106-11

Fabric B - Stars on orange 1/2 yard

Block, applique background, applique

Moda Twinkle 24106-13

Fabric C- Stars on black 5/8 yard

Block, applique

Moda Twinkle 24106-20

Fabric D - Stars on purple 1 yard

Block, sashing, binding, applique

Moda Twinkle 24106-45

Fabric E -Stars on yellow 3/8 yard

Block, applique

Moda Twinkle 24106-46

Fabric F - Stars on lime green 1 yard

Block, applique background, applique

Moda Twinkle 24106-54

Backing fabric of choice 1 1/2 yards 44 inches

Batting 1 1/2 yards 44 inch wide or packaged crib

Fusible web 1 1/2 yard

We recommend Soft Fuse

Notions and Such: Matching thread for seams and applique.

Cosmo Floss: 600 black, 100 white

Embroidery needle and hoop

Water soluble quilt marker

Light table or source

Notions and Such: Matching thread for seams

Recommended Tools:

Rotary cutter, mat and ruler. Iron.

WS \$8.00

the QUILT FACTORY
Pattern designs by Deb Grogan
Email: Deb@thequiltfactory.com
www.thequiltfactory.com
Witch, Please QF-2110



7 52349 96278 4

moda
UNITED NOTIONS

Fabric for our sample quilt generously supplied by Moda Fabrics.

©2021 The Quilt Factory/Debra Grogan. All rights reserved. This pattern may not be reproduced or shared. Pattern may be used by one person for personal use or to make finished goods for charities, sale in retail and on-line shops or craft fairs, but may not be mass produced. We have made every attempt to provide you with accurate information, if you have any questions please email us at: Deb@thequiltfactory.com

BOO BASH



An Applique Halloween Pattern
50 x 60 inches

#QF-2018



BOO BASH

A 50 x 56 inch Quilt Pattern



Fabric A Kitty motif on orange 1 yard
Border 2
Moda Kitty Corn 31171-13

Fabric B Large floral on black 5/8 yard
Border 1, sashing
Moda Back Porch 31172-17

Fabric C Orange stars/moons cream 1 1/2 yard
Applique background
Moda Kitty Corn 31173-11

Fabric D Stars/moons on orange FQ
Applique
Moda Kitty Corn 31173-13

Fabric E Green stars/moons on cream F8
Applique
Moda Kitty Corn 31173-21

Fabric F Candy corn on green F8
Applique
Moda Kitty Corn 31175-15

Fabric G Candy corn on black 1/3 yard
Border 2 corner blocks, applique
Moda Kitty Corn 31175-17

Fabric H Green tonal dot F8
Applique
Moda Kitty Corn 31176-15

Fabric I Black tonal dot F8
Applique
Moda Kitty Corn 31176-17

Fabric J Yellow gingham FQ
Applique
Moda Kitty Corn 31177-14

Fabric K Black gingham FQ
Applique
Moda Kitty Corn 31177-17

Fabric for our sample quilt generously supplied
by Moda Fabrics.

Binding Black 1/2 yard
Moda Bella Solid 9900-99

Backing fabric of choice 3 1/8 yards 44
inches or 1 5/8 yards 90 inch wide.

Batting 1 5/8 yards 90 inch wide or pack-
aged Twin

Fusible web 1 3/4 yards
We recommend Soft Fuse

Notions and Such: Matching thread for
seams and applique, orange, off white,
yellow, light/dark green and black.
Cosmo Floss: 600 Black, 338 Green
Embroidery needle and hoop
Water soluble quilt marker
Light table or source

Recommended Tools: Rotary cutter, mat
and ruler.

WS \$6.00

moda
UNITED NOTIONS

the QUILT FACTORY

Pattern designs by Deb Grogan
Email: Deb@thequiltfactory.com
www.thequiltfactory.com

Boo Bash QF-2018



©2020 The Quilt Factory/Debra Grogan. All rights reserved. This pattern may not be reproduced or shared. Pattern may be used by one person for personal use or to make finished goods for charities, sale in retail and on-line shops or craft fairs, but may not be mass produced. We have made every attempt to provide you with accurate information, if you have any questions please email us at: Deb@thequiltfactory.com

tricks and treats!

16 X 38 BENCH PILLOW



18 X 57 RUNNER

16 X 28 TOWEL

Runner, Wallhanging, Pillow and Towel Pattern

#QF-2023




	RUNNER	W. HANG	PILLOW	TOWEL	ALL
A 20730-11	1/8		F8		FQ
BATS WHITE					
B 20730-13	1/4				1/4
BATS GREY					
C 20730-16		F8			F8
BATS ORANGE					
D 20731-12	1/4				1/4
GHOSTS BLACK					
E 20732-11	1/2				1/2
WEBS WHITE					
F 20732-12				F8	F8
WEBS BLACK					
G 20732-13		5/8			5/8
WEBS GREY					
H 20733-11			1/8	1/8	1/4
SKULLS WHITE					
I 20733-16	1/8	1/4	F8		1/2
SKULLS ORANGE					
J 20734-11		F8			F8
PUMPKINS WHITE					
K 20734-12	3/8	1/8			1/2
PUMPKINS BLACK					
L 20735-11	1/8		1/8		1/4
CATS WHITE					
M 20735-16	1/4		F8		1/2
CATS ORANGE					
N 20736-12	1/4	1/4			1/2
MULTI STRIPE					
O 20737-12	F8	3/8	3/4		1 1/4
BLACK DOT					
P 20737-16	3/8	1/8	F8	1/8	3/4
ORANGE DOT					
Q 920-276				7/8	7/8
TOWELING					
Fusible Web	1	1/2	1	1/4	2 3/4

tricks and treats!

Necessities for Runner, Wall Hanging, Pillow and Applique for towel

Batting
 Runner: Piece 24 x 63 inches.
 Wall Hang: Piece 22 x 26 inches.
 Notions and Such: Matching thread for seams.
 For appliqué: Black, orange, white, grey
 For embroidery accents:
 Cosmo Floss: BLK #600, ORANGE #444, WHITE #100
 One 16 x 38 Pillow Form
 Embroidery hoop and needle.
 Iron, light table or source, quilt marker.

Recommended Tools: Rotary cutter, mat and ruler.



WS \$7.00

The samples for this pattern were made with
 Holiday Essentials Halloween by Stacy Iest Hsu
 for Moda

moda
 UNITED NOTIONS

the QUILT FACTORY

Pattern designs by Deb Grogan
 Email: deb@thequiltfactory.com
 www.thequiltfactory.com



Tricks and Treats! QF-2023



©2020 The Quilt Factory/Debra Grogan. All rights reserved. This pattern may not be reproduced or share. Pattern may be used by one person for personal use or to make finished goods for charities, sale in retail and on-line shops or craft fairs, but may not be mass produced. We have made every attempt to provide you with accurate information, if you have any questions please email us at: deb@thequiltfactory.com

Spellbound



A Halloween Table Square Pattern

54 x 54 inches

#QF-1930



Spellbound

Necessities for a 54 x 54 inch Table Square



Fabric A - Moons and stars on orange 2 1/8 yards
Border, Setting triangles, Appliqué
Moda Midnight Magic 24082-12

Fabric B - light grey floral on white 1 3/8 yards
Corner blocks, Center block, Appliqué back-
ground blocks
Moda Midnight Magic 24086-11

Fabric C - Dark grey floral on black 3/8 yards
Corner appliques
Moda Midnight Magic 24086-18

Fabric D - 5 x 5 Charm Pack
Center block
Moda Midnight Magic 24080PP
*For a scrappy quilt you will need 1 yard various
prints at least 5 x 5 inches wide

Binding 1/2 yard
Moda Bella Solid 9900-199S Soft Black

Batting 1 3/4 yards 90" wide or packaged twin size.

Backing fabric of choice 3 3/8 yards 44 inch wide
(pieced) or 1 3/4 yards 90 inches wide.

Fusible Web 1 yard

Notions and Such:

Matching thread for seams and appliqué.
Black and Orange

Black and light gray or white embroidery
floss or #8 pearl cotton
Embroidery hoop and needle

Water soluble quilt marker

Recommended Tools:

Rotary cutter, mat and ruler. Iron. Light
box or light source.

WS \$6.00


the QUILT FACTORY

Pattern designs by Deb Grogan
Email: Deb@thequiltfactory.com
www.thequiltfactory.com

Spellbound QF-1930

moda
UNITED NOTIONS

Fabric for our sample quilt generously supplied
by Moda Fabrics.



6 33632 99601 6

©2020 The Quilt Factory/Debra Grogan. All rights reserved. This pattern may not be reproduced or shared. Pattern may be used by one person for personal use or to make finished goods for charities, sale in retail and on-line shops or craft fairs, but may not be mass produced. We have made every attempt to provide you with accurate information, if you have any questions please email us at: Deb@thequiltfactory.com

Welcome Boo



A Wall Hanging Pattern
16 x 20 inches
#QF-1921



Welcome Boo



Necessities for a 16 x 20 inch Wall Hanging

Fabric A Dark Orange Flannel FQ
Pumpkin and leaf

Fabric B Dark Gold Flannel 4 x 4 inch piece
Leaf

Fabric C Gold Plaid Flannel 4 x 4 inch piece
Leaf

Fabric D Red Textured Flannel 4 x 4 inch piece
Leaf

Fabric E Green Plaid Flannel 7 x 14 inch piece
Welcome

Fabric F Brown Flannel 4 x 4 inch piece
Pumpkin stem

Fabric G Black Textured Plaid Flannel FQ
Background

Backing Black Solid FQ

Binding Black solid 8 inches

Batting 18 x 24 inch piece.

Fusible Web 2/3 yard. We recommend Soft Fuse.

Notions and Such: Matching thread for seams.

For appliqué: Coordinating thread of choice:

Green

Dark Orange

Dark gold

Red

Green #8 Pearl Cotton for leaf and pumpkin vines, Embroidery needle and hoop

Water soluble light quilt marker or marking pencil, iron, light table or source.

Recommended Tools: Rotary cutter, mat and ruler.

16 inch hanger, we recommend Ackfeld

Pattern designs by Deb Grogan
Email: Deb@thequiltfactory.com
www.thequiltfactory.com

Sample made using Moda
Flannels and Bella solids



WS PRICE \$5.00

the QUILT FACTORY

Welcome Boo QF-1921



©2019 The Quilt Factory/Debra Grogan. All rights reserved. This pattern may not be reproduced or shared. Pattern may be used by one person for personal use or to make finished goods for charities, sale in retail and on-line shops or craft fairs, but may not be mass produced. We have made every attempt to provide you with accurate information, if you have any questions please email us at: Deb@thequiltfactory.com

Skelly



A Wall Hanging Pattern
12 x 22 inches
#QF-1919



Skelly



Necessities for a 12 x 22 inch Wall Hanging

Fabric A Black textured fabric 12 x 22 inch piece or FQ
Wall hanging background

Fabric B Cream Flannel FQ
Skeleton

Fabric C Yellow Orange Flannel 5 x 9 inch piece
Boo

Fabric D Black solid 2/3 yard
Backing and binding


Batting 16 x 26 inch piece

Fusible Web 1/2 yard. We recommend Soft Fuse.

Notions and Such: Matching thread for seams.
For appliqué: Coordinating thread of choice:
Cream
Yellow Orange
Water soluble quilt marker or marking pencil, iron, light
table or source.

Recommended Tools: Rotary cutter, mat and ruler.
Pellon SF101 Fusible interfacing

12 inch hanger, we recommend Ackfeld



the QUILT FACTORY

WS PRICE \$5.00

Skelly QF-1919



0 633632 995897

Pattern designs by Deb Grogan
Email: Deb@thequiltfactory.com
www.thequiltfactory.com

Sample made using Moda
100% cotton fabric, Flannels and
Bella solids

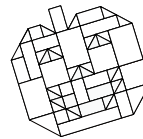
©2019 The Quilt Factory/Debra Grogan. All rights reserved. This pattern may not be reproduced or shared. Pattern may be used by one person for personal use or to make finished goods for charities, sale in retail and on-line shops or craft fairs, but may not be mass produced. We have made every attempt to provide you with accurate information, if you have any questions please email us at: Deb@thequiltfactory.com

Happy Jack

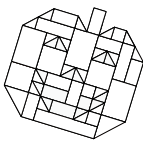


A 19 x 55 inch Table Runner
and 18 x 22 inch Placemat

#QF-1804



Happy Jack



Necessities for a 19 x 55 inch Runner and 18 x 22 inch Placemat

Fabric A Cream w/Icons Toss 5/8 yard
Runner Block and Border 2
For 2 Placemats, side Borders 1/4 yard
Moda Bewitched 19840-12

Fabric B Black Skulls 1/8 yard
Runner Block
Moda Bewitched 19841-13

Fabric C Orange Spider Web 1/4 yard
Runner Pumpkin Block
Placemat Pumpkin Block 1/8 yard
Moda Bewitched 19842-14

Fabric D Black Pumpkin Toss 1/4 yard
Runner Block
Moda Bewitched 19843-12

Fabric E Orange Black Cat Toss 1/8 yard
Runner Pumpkin Block
Placemat Pumpkin Block 1/8 yard
Moda Bewitched 19844-13

Fabric F Orange Scroll 1/4 yard
Runner Pumpkin Block
Placemat Pumpkin Block 1/8 yard
Moda Bewitched 19845-16

Fabric G Black Chain Grid 1/8 yard
Runner Pumpkin Block
Moda Bewitched 19846-11

Fabric H Orange Chain Grid 1/8 yard
Runner Pumpkin Block
Placemat Pumpkin Block 1/8 yard
Moda Bewitched 19840-12

Fabric I Cream Texture 1/4 yard
Runner Pumpkin Block
Placemat Pumpkin Block 3/8 yard
Moda Grunge 30150-102

Fabric J Orange Texture 1/8 yard
Runner Pumpkin Block
Placemat Pumpkin Block 3/4 yard
Moda Grunge 30150-322

Fabric K Black Texture 1/2 yard
Runner Pumpkin Block and Binding
Placemat Binding 3/8 yard
Moda Grunge 30150-322

Fabric L Brown Solid 1/8 yard or 5 x 5 inch piece
Runner Pumpkin Block
Placemat Pumpkin Block
Moda Bella Solid 9900-41

Fabric M Dark Yellow Solid 1/8 yard
Runner Pumpkin Block
Placemat Pumpkin Block
Moda Bella Solid 9900-290

Fabric N Green Solid 1/8 yard or 8 x 8 inch piece
Runner Pumpkin Block
Placemat Pumpkin Block
Moda Bella Solid 9900-192

Backing fabric of choice:
Runner, 1 yard
Placemats, 1 yard

Batting 1 yard 44" wide or packaged crib for
Runner or Placemats

Notions and Such: Matching thread for seams.

Recommended Tools: Rotary cutter, mat and
ruler.

WS PRICE \$6.00

moda
UNITED NOTIONS

Fabric for our sample quilt generously supplied
by Moda Fabrics.

the QUILT FACTORY

Pattern designs by Deb Grogan
Email: Deb@thequiltfactory.com
www.thequiltfactory.com

Happy Jack QF-1804



6 14458 48062 0

©2018 The Quilt Factory/Debra Grogan. All rights reserved. This pattern may not be reproduced or shared. Pattern may be used by one person for personal use or to make finished goods for charities, sale in retail and on-line shops or craft fairs, but may not be mass produced. We have made every attempt to provide you with accurate information, if you have any questions please email us at: Deb@thequiltfactory.com



Happy Hexies



A Fun Hexie Throw Pattern
#QFDG-16004



Happy Hexies



52 ½ x 60 ½ inch Quilt



Necessities

Fabric A Bone 1 ¼ yard
Moda Etching Stone 9900 178

Fabric B Olive Green 5/8 yard
Moda Fig Tree Olive 9900 69

Fabric C Black 5/8 yard, 1 yard if using
for binding. OR Binding fabric of choice
1/3 yard.
Moda Soft Finish Black 9900 199

Fabric D Gold 1/4 yard
Moda Harvest Gold 9900 244

Fabric E Deep Orange 5/8 yard
Moda Longhorn 9900 231

Fabric F Deep Purple 5/8 yard
Moda Eggplant 9900 205

Backing 3 ¾ yards

Batting 1 ¾ yards of 90" wide or Pack-
aged Twin.

Matching thread for seams.

Recommended Tools:

Hexies N More ruler by Jaybird Quilts
Rotary cutter, mat and ruler.

WS PRICE \$5.00



the QUILT FACTORY

Pattern designs by Deb Grogan

Email: Deb@thequiltfactory.com
www.thequiltfactory.com

Happy Hexies QFDG-16004



6 14458 48035 4

©2016 The Quilt Factory/Debra Grogan. All rights reserved. This pattern may not be reproduced or shared. Pattern may be used by one person for personal use or to make finished goods for charities, sale in retail and on-line shops or craft fairs, but may not be mass produced. We have made every attempt to provide you with accurate information, if you have any questions please email us at: deb@thequiltfactory.com

Merry Holidays!

12 X 16 PILLOW



18 X 57 RUNNER



16 X 20 WALL HANGING



16 X 28 TOWEL



Runner, Wallhanging, Pillow and Towel Pattern

#QF-2022



	RUNNER	W. HANG	PILLOW	TOWEL	ALL
A 20736-21	3/8	1/4	1/4		7/8
MULTI STRIPE					
B 20737-24		1/8	1/8		1/4
GREEN DOT					
C 20737-42	1/2	3/8			1
RED DOT					
D 20740-42			1/8		1/8
SANTA RED					
E 20741-13	3/8				3/8
SNOWMAN RED					
F 20741-14	1/4		1/8		3/8
SNOWMAN GREEN					
G 20742-13	1/8				1/8
SNOWFLAKES RED					
H 20743-14	1/4		1/8	1/8	1/2
CANDY CANES GREEN					
I 20744-11	1/8				1/8
ORNAMENTS WHITE					
J 20744-14		1/8	1/4	1/8	1/2
ORNAMENTS GREEN					
K 20744-18		1/8			1/8
ORNAMENTS BLACK					
L 20745-14	1/8	1/8			1/4
STOCKINGS GREEN					
M 20746-13			1/8		1/8
TREES RED					
N 20747-11	1/4	3/8	1/8		3/4
HOLLY WHITE					
O 20747-18	1/4		5/8	1/8	1 1/4
HOLLY BLACK					
P 9900-98	F1/8	F1/8	1/8		FQ
WHITE SOLID					
Q 9900-71	1/8	1/8			1/4
BROWN SOLID					
R 920-83				7/8	7/8
TOWELING					
Fusible Web	1	1/2	1/2	1/4	2 1/4

The samples for this pattern were made with
Holiday Essentials Christmas by Stacy Iest Hsu
for Moda

Merry Holidays!


Necessities for Runner, Wall Hanging, Pillow

Batting
Runner: Piece 24 x 63 inches.
Wall Hang: Piece 22 x 26 inches.

Notions and Such: Matching thread for seams.
For appliqué: Black, red, green, white and brown.
For embroidery accents:
Cosmo Floss: BLK #600, ORANGE #444, RED #800, PINK #352, GREEN #326

1 3/4 yards Black pom pom fringe for pillow
One 12 x 16 Pillow Form
Embroidery hoop and needle.
Iron, light table or source, quilt marker.

Recommended Tools: Rotary cutter, mat and ruler.



WS \$7.00

Fabric for our sample quilt generously
supplied by Moda Fabrics

moda
UNITED NOTIONS

Merry Holidays! QF-2022




the QUILT FACTORY

Pattern designs by Deb Grogan
Email: deb@thequiltfactory.com

www.thequiltfactory.com

©2020 The Quilt Factory/Debra Grogan. All rights reserved. This pattern may not be reproduced or share. Pattern may be used by one person for personal use or to make finished goods for charities, sale in retail and on-line shops or craft fairs, but may not be mass produced. We have made every attempt to provide you with accurate information, if you have any questions please email us at: deb@thequiltfactory.com

be JOLLY



A 57 x 57 inch
Table Square Pattern

#QF-2021



be JOLLY

Necessities for a 57 x 57 inch Table Square

Fabric A - Snowmen on red 7/8 yard
Border 2
Moda Merry and Bright 22400-11

Fabric B - Geometric trees on red Fat 8th
Applique
Moda Merry and Bright 22401-11

Fabric C - Geometric trees on green 5/8 yard
Border 1, quilt center, border 2 corner
blocks
Moda Merry and Bright 22401-12

Fabric D - Candy canes on red Fat 8th
Applique
Moda Merry and Bright 22402-11

Fabric E - Wreaths on green Fat 8th
Applique
Moda Merry and Bright 22403-12

Fabric F - Wreaths on white Fat 8th
Applique
Moda Merry and Bright 22403-13

Fabric G - Large white dot on red 3/8 yard
Quilt center
Moda Merry and Bright 22405-11

Fabric H - Tonal large dots on green Fat 8th
Applique
Moda Merry and Bright 22405-22

Fabric I - Multi small dots on red Fat 8th
Applique
Moda Merry and Bright 22406-11

Fabric J - Multi small dots on green 1/2 yard
Binding
Moda Merry and Bright 22406-12

Fabric K - Multi small dots on white 1 yard
Applique, quilt center
Moda Merry and Bright 22406-13

Fabric L - Small red dots on white 1 1/8 yard
Applique background
Moda Merry and Bright 22406-21

Fabric M - Red and white stripe 8th
Applique
Moda Merry and Bright 22407-11

Fabric N - 5 x 5 pre cut pack OR
1 yard various prints at least 5 inches wide
Applique
Moda Merry and Bright 22400PP

Backing fabric of choice 3 1/2 yards 44 inch
wide (pieced) or 1 3/4 yards 90 inches wide.

Batting 1 3/4 yards 90 inches wide or Twin
package.

Fusible web 1 1/2 yards
We recommend Soft Fuse


Notions and Such: Matching thread for
seams and applique, white, green and
red
Cosmo Floss: 600 Black
Embroidery needle and hoop
Water soluble quilt marker
Light table or source

Recommended Tools:
Rotary cutter, mat and ruler. Iron.

the QUILT FACTORY

Pattern designs by Deb Grogan
Email: Deb@thequiltfactory.com
www.thequiltfactory.com

Be Jolly QF-2021



0 633632 996276

moda
UNITED NOTIONS

Fabric for our sample quilt generously supplied
by Moda Fabrics.

WS \$6.00

©2020 The Quilt Factory/Debra Grogan. All rights reserved. This pattern may not be reproduced or shared. Pattern may be used by one person for personal use or to make finished goods for charities, sale in retail and on-line shops or craft fairs, but may not be mass produced. We have made every attempt to provide you with accurate information, if you have any questions please email us at: Deb@thequiltfactory.com

Trim the Tree



A 56 x 72 inch Quilt Pattern
#QF-2001



Trim the Tree

56 x 72 inch Quilt



Fabric A Green pine needles $\frac{3}{8}$ yard
Blocks
Moda Winter White 6812-15

Fabric B Medium green trees $\frac{1}{6}$ yard
Blocks
Moda Winter White 6814-15

Fabric C Medium green tiny flourish $\frac{1}{6}$ yard
Blocks
Moda Winter White 6815-25

Fabric D Cream tiny flourish $2\frac{1}{4}$ yards
Blocks
Moda Winter White 6815-28

Fabric E Medium green with berries $\frac{3}{8}$ yard
Blocks
Moda Winter White 6817-15

Fabric F Dark green with berries $\frac{1}{6}$ yard
Blocks
Moda Winter White 6817-16

Fabric G Cream with berries $\frac{5}{8}$ yard
Border
Moda Winter White 6817-19

Fabric H Red marble $1\frac{1}{2}$ yards
Blocks, border, binding
Moda Winter White 6568-211

Fabric I Brown marble $\frac{1}{8}$ yard
Blocks
Moda Winter White 6538-213


Backing fabric of choice $3\frac{1}{2}$ yards 44 inches or $1\frac{3}{4}$ yards 90 inch wide.

Batting $1\frac{3}{4}$ yards 90 inch wide or packaged Twin

Notions and Such: Matching thread for seams.

Recommended Tools: Rotary cutter, mat and ruler.

WS \$5.00




the QUILT FACTORY

Pattern designs by Deb Grogan
Email: Deb@thequiltfactory.com
www.thequiltfactory.com

Trim the Tree QF-2001

moda
UNITED NOTIONS

Fabric for our sample quilt generously supplied by Moda Fabrics.



©2020 The Quilt Factory/Debra Grogan. All rights reserved. This pattern may not be reproduced or shared. Pattern may be used by one person for personal use or to make finished goods for charities, sale in retail and on-line shops or craft fairs, but may not be mass produced. We have made every attempt to provide you with accurate information, if you have any questions please email us at: Deb@thequiltfactory.com

be MERRY



A 12 x 40 inch
Wallhanging Pattern

#QF-1917



be Merry



Necessities for a 12x40 inch Wall Hanging

Fabric A Ivory Flannel FQ
Letters

Fabric B Green Flannel F8
Holly leaves

Fabric C Black w/cream polka dots linen
12 x 40 inch piece or 1/3 yard
Background

Fabric D Black solid 2/3 yard
Backing

Binding Included in Fabric D yardage

Batting 18 x 46 inch piece.

Fusible Web 2/3 yard. We recommend Soft Fuse.

Notions and Such: Matching thread for seams.

For appliqué: Coordinating thread of choice:

Green

Ivory

Water soluble quilt marker or marking pencil, iron, light
table or source.

Buttons: Nine 12mm red buttons

Recommended Tools: Rotary cutter, mat and ruler.


12 inch hanger, we recommend Ackfeld

WS PRICE \$5.00


the QUILT FACTORY

Pattern designs by Deb Grogan
Email: Deb@thequiltfactory.com
www.thequiltfactory.com

Sample made using Moda
Mochi Dot linen
Flannels and Bella solids



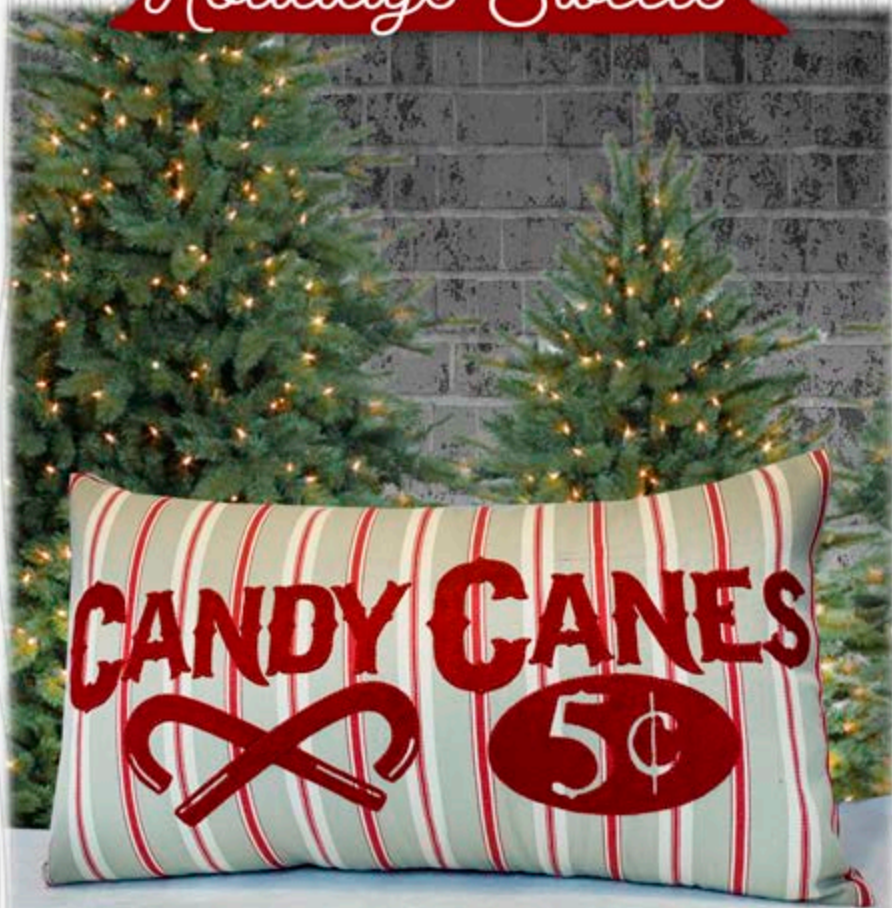
Be Merry QF-1917



0 633632 995873

©2019 The Quilt Factory/Debra Grogan. All rights reserved. This pattern may not be reproduced or shared. Pattern may be used by one person for personal use or to make finished goods for charities, sale in retail and on-line shops or craft fairs, but may not be mass produced. We have made every attempt to provide you with accurate information, if you have any questions please email us at: Deb@thequiltfactory.com

Holidays Sweets



A 12 x 20 inch
Pillow Pattern

#QF-1918



Holiday Sweets



Necessities for a 12x20 inch Pillow

Fabric A Red, tan and cream striped Twill FQ
Pillow front

Fabric B Red Flannel FQ
Letters, candy canes and 5 cents

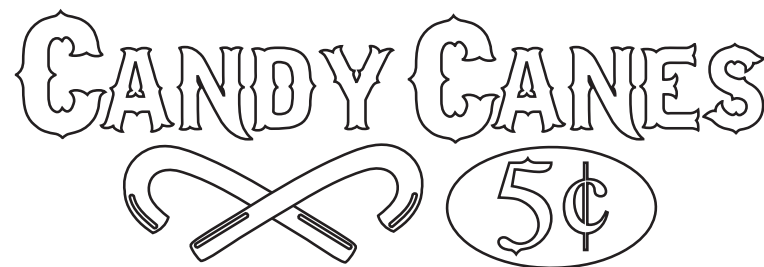
Fabric C Red solid 3/8 yard
Pillow back

Batting if quilting FQ
You will also need an additional 14 x 22 inch scrap or FQ
for the back of the pillow front if quilting

Fusible Web 1/2 yard. We recommend Soft Fuse.

Notions and Such: Matching thread for seams.
For appliqué: Coordinating thread of choice:
Red
Water soluble quilt marker or marking pencil, iron, light
table or source.
12 x 20 inch pillow form

Recommended Tools: Rotary cutter, mat and ruler.
Pellon SF101 Fusible interfacing




WS PRICE \$5.00

the QUILT FACTORY

Pattern designs by Deb Grogan
Email: Deb@thequiltfactory.com
www.thequiltfactory.com

Sample made using Moda
Twill, Flannels and Bella solids

Holiday Sweets QF-1918



©2019 The Quilt Factory/Debra Grogan. All rights reserved. This pattern may not be reproduced or shared. Pattern may be used by one person for personal use or to make finished goods for charities, sale in retail and on-line shops or craft fairs, but may not be mass produced. We have made every attempt to provide you with accurate information, if you have any questions please email us at: Deb@thequiltfactory.com

Snowdrops



A 16 x 16 inch
Pillow Pattern

#QF-1922



Snowdrops



Necessities for a 16 x 16 inch Pillow

Fabric A Red and cream striped Twill FQ
Pillow front

Fabric B Red Flannel FQ
Snowflake


Fabric C Red solid 1/2 yard
Pillow back

Batting if quilting FQ
You will also need an additional 18 x 18 inch scrap or FQ
for the back of the pillow front if quilting

Fusible Web 1/2 yard. We recommend Soft Fuse.

Notions and Such: Matching thread for seams.
For appliqué: Coordinating thread of choice:
Red
Water soluble quilt marker or marking pencil, iron, light
table or source.
16 x 16 inch pillow form

Recommended Tools: Rotary cutter, mat and ruler.
Pellon SF101 Fusible interfacing




the QUILT FACTORY

Snowdrops QF-1922

Pattern designs by Deb Grogan
Email: Deb@thequiltfactory.com
www.thequiltfactory.com

Sample made using Moda
Twill, Flannels and Bella solids



©2019 The Quilt Factory/Debra Grogan. All rights reserved. This pattern may not be reproduced or shared. Pattern may be used by one person for personal use or to make finished goods for charities, sale in retail and on-line shops or craft fairs, but may not be mass produced. We have made every attempt to provide you with accurate information, if you have any questions please email us at: Deb@thequiltfactory.com

Snow Friends



A 12 x 42 inch Table Runner

#QF-1719



Snow Friends

Fabric A Red Small Houndstooth
1/3 yard or 4x8 inch piece for hearts, bird.
7x43 inch piece for binding.
Maywood Studio MASF18122-R3

Fabric B Red Plaid
1/8 yard or 4x13 piece for border.
Maywood Studio MASF18502-R

Fabric C Red with Black Dots
1/8 yard or 5x5 inch piece for hearts, bird wings.
Maywood Studio MASF18506-R

Fabric D Olive Green Windowpane Plaid
1/8 yard or 5x9 inch piece for border blocks.
Maywood Studio MASF18127-G

Fabric E Green with Black Dots
2x4 piece for stocking.
Maywood Studio MASF18506-G

Fabric F Green Nubby Tweed
2x2 inch piece for birdhouse roof.
Maywood Studio MASF18507-G

Fabric G Gold Small Plaid
1/6 yard or 2x2 inch piece for star and 5x10 inch
piece for border squares.
Maywood Studio MASF18141-S

Fabric H Gold Plaid
3x3 inch piece for star.
Maywood Studio MASF18502-OO

Fabric I Cream Herringbone
1/6 yard or 5x18 inch piece for border blocks and
snowman appliqué.
Maywood Studio MASF1841-E2

Fabric J Gold Nubby Tweed
1/8 yard or 4x6 inch piece for stars and bird beak.
Maywood Studio MASF18507-S

Fabric K Black Herringbone
3/8 yard or 13x34 inch piece for background,
birdhouse hole and bird mask.
Maywood Studio MASF1841-K4

Fabric L Teal Boucle
3x3 inch piece for mitten.
Maywood Studio MASF18505-BG

Fabric M Blue Small Houndstooth
3 1/2 x 6 inch piece for snowman scarf.
Maywood Studio MASF18122-N2



Necessities for a 12x24 inch Fun Tablerunner

Fabric N Orange Herringbone
1x2 inch piece for snowman nose.
Maywood Studio MASF1841-M

Fabric O Teal with Black Dots
2x3 inch piece for birdhouse.
Maywood Studio MASF18506-BG

Backing fabric of choice 14 x 44 inch piece or 1/2 yard

Batting 14x44 inch piece.

Fusible Web 1/3 yard. We recommend Soft Fuse.

Notions and Such: Matching thread for seams.

For appliqué:

We used the following Sulky 12 wt. Cotton Petites:

(Item numbers are Sulky, color names are not)

OLIVE GREEN 712-1173

DEEP GOLD 712-1826

MED RED 712-1039

MED TEAL 712-0640

DEEP RED 712-1169

ORANGE/GOLD 712-0568

DEEP AQUA 712-1206

LT OFF WHITE 712-1071

MED GREY GREEN 712-0630

MED ORANGE 712-1833

BLACK 712-1005

GREY 712-1295

LT MOCHA BROWN 712-0521

MED GREY BLUE 712-1283

WS PRICE \$6.00



Water soluble quilt marker light and dark, embroidery
hoop, needle and iron.

Buttons: Five 3/16 inch red and black, two 1/8 inch
black and one 1/4 inch red heart.

Recommended Tools: Rotary cutter, mat and ruler.

MAYWOOD STUDIO

Fabric for our sample quilt generously supplied by
Maywood Studio

Pattern designs by Deb Grogan

Email: Deb@thequiltfactory.com

www.thequiltfactory.com

Snow Friends QF-1719



©2017 The Quilt Factory/Debra Grogan. All rights reserved. This pattern may not be reproduced or shared. Pattern may be used by one person for personal use or to make finished goods for charities, sale in retail and on-line shops or craft fairs, but may not be mass produced. We have made every attempt to provide you with accurate information, if you have any questions please email us at: Deb@thequiltfactory.com

St. Nick



A 12 x 42 inch Table Runner

#QF-1718



St. Nick



Fabric A Green Windowpane Plaid
1/3 yard or 11x11 inch piece for Circle/St. Nick
Maywood Studios MASF18127-G

Fabric B Green with Black Dots 1/4 yard
Geese borders and mitten appliqué.
Maywood Studios MASF18506-G

Fabric C Olive Green Nubby Tweed 1/4 yard
Borders around stars.
Maywood Studios MASF18507-G

Fabric D Green Houndstooth
1/8 yard or 4x6 inch piece for tree.
Maywood Studios MASF18503-G2

Fabric E Gold Small Plaid 3/8 yard
Star background and star on tree.
Maywood Studios MASF18141-S

Fabric F Gold Nubby Tweed
1/8 yard or 3x5 inch piece for St. Nick coat front.
Maywood Studios MASF18507-S

Fabric G Gold Plaid
3/8 yard or 13 1/2 x 14 inch piece for St. Nick back-ground.
Maywood Studios MASF18502-OO

Fabric H Tan Shadowplay
3x3 inch piece for St. Nick face.
Maywood Studios MASF513-S1

Fabric I Off White Herringbone
1/4 yard or 9x14 inch piece for border sections,
coat cuffs, hat ball and brim appliques.
Maywood Studios MASF1841-E2

Fabric J White Shadowplay
1/8 yard or 5x6 inch piece for beard/mustache.
Maywood Studios MASF513-WT2

Fabric K Pink Shadowplay
2x2 inch piece for St. Nick cheeks.
Maywood Studios MASF513-P7

Fabric L Brown Nubby Tweed
1x6 inch piece for tree trunk.
Maywood Studios MASF18507-A2

Fabric M Red Plaid 3/8 yard
Binding and star appliques.
Maywood Studios MASF18502-R



Necessities for a 12x24 inch Fun Table-Runner

Fabric N Red Small Houndstooth 1/4 yard
Geese units and St. Nick hat and coat appliqué.
Maywood Studios MASF18122-R3

Fabric O Red with Black Dots
1/3 yard or 12 x 12 inch piece for circle around St. Nick.
Maywood Studios MASF18506-R


Backing fabric of choice 14 x 44 inch piece or 1/2 yard

Batting 14x44 inch piece.

Fusible Web 1 yard. We recommend Soft Fuse.

Notions and Such: Matching thread for seams.
For appliqué: Coordinating thread of choice OR
We used the following Sulky 12 wt. Cotton Petites:
(Item numbers are Sulky, color names are not)

DEEP RED 712-1169
BLACK 712-1005
LT OFF WHITE 712-1071
OFF WHITE 712-1082
DEEP GREEN 712-0175
MED GREY GREEN 712-0630
MED RED 712-1039
DEEP GOLD 712-1826
DUSTY PINK 712-1119
LT MOCHA BROWN 712-0521



Water soluble quilt marker light and dark, embroidery
hoop, needle and iron.

Buttons: Twelve 3/16 inch red, four black, two 1/8 inch
black.

Recommended Tools: Rotary cutter, mat and ruler.

WS PRICE \$6.00

MAYWOOD STUDIO

Fabric for our sample quilt generously supplied by
Maywood Studios

Pattern designs by Deb Grogan
Email: Deb@thequiltfactory.com
www.thequiltfactory.com

St. Nick QF-1718



©2017 The Quilt Factory/Debra Grogan. All rights reserved. This pattern may not be reproduced or shared. Pattern may be used by one person for personal use or to make finished goods for charities, sale in retail and on-line shops or craft fairs, but may not be mass produced. We have made every attempt to provide you with accurate information, if you have any questions please email us at: Deb@thequiltfactory.com

Snowman Gathering



Appliqué Cotton and Flannel Throw
50 x 60
#QFDG16001



Snowmen Gathering

Necessities for a 50 x 60 inch Quilt

Fabric A Black Pindot 2 1/8 yard
Buggy Barn Basics 7099-99
Henry Glass (Borders/Background)

Fabric B Red 2/3 yard
Kansas Red 9900-150
Moda Bella Solid (Sashing)

Ivory Flannel Fat 1/4
Primitive Muslin Daisy F1040 21
Moda (Snowmen)

For each of the following fabrics you will need a Fat 1/8th or 1/4 yard of Flannel for Appliqués

Dark Green Plaid Flannel
Campbell Plaid Juniper 1057 16F
Moda

Dark Green Mini Plaid Flannel
Mini Plaid Juniper 1058 16F
Moda

Red Herringbone texture Flannel
Christmas Red 1093 14F
Moda

Light Brown Flannel
Primitive Muslin Sand F1040 33
Moda

Solid Red Flannel
Primitive Muslin Christmas F1040 38
Moda

Dark Gold Flannel
Primitive Muslin Squash F1040 53
Moda

Gold Plaid Flannel
Straw 1131 12F
Moda

Red Plaid Flannel
Petunia 1132 13F
Moda

Solid Dark Orange Flannel
Primitive Muslin Christmas F1040 46
Moda

the QUILT FACTORY

Pattern designs by Deb Grogan
Email: Deb@thequiltfactory.com



Light Green Flannel
Woolies MASF18502-G
Maywood

1 1/2 yards of fusible web

Binding fabric of choice 1/3 yard.

Batting 1 3/4 yards 90" wide or packaged twin size.

Backing fabric of choice 3 3/8 yards.

Notions and Such:

Matching thread for seams and appliqué.

Sulky 12 wt. Cotton Petites

1169 Bayberry Red

1130 Dark Brown

1332 Deep Chartreuse

0567 Butterfly Gold

1071 Off White

1180 Med. Taupe

1833 Pumpkin Pie

Finca 8 wt. Pearl cotton Black for eyes and mouth

White quilt pencil

Water soluble quilt marker

Dressmakers tracing paper (Dritz or Sarol)

Recommended Tools: Rotary cutter, mat and ruler. Iron

Snowmen Gathering QFDG-16001

WS PRICE \$9.00



©2016 The Quilt Factory/Debra Grogan. All rights reserved. This pattern may not be reproduced or shared. Pattern may be used by one person for personal use or to make finished goods for charities, sale in retail and on-line shops or craft fairs, but may not be mass produced. We have made every attempt to provide you with accurate information, if you have any questions please email us at: Deb@thequiltfactory.com

Winter Pines



A 63 x 68 inch Quilt Pattern

#QF-1801



Winter Pines

Necessities for a 63 x 68 inch Quilt



Fabric A Black holly 3/4 yard
Border 1 and sashing
Moda Hearthside Holidays 19833-14

Fabric B Red buffalo plaid 1/2 yard
Block 1, Border 2 corners
Moda Hearthside Holidays 19836-16

Fabric C Cream wood grain 1 1/3 yards
Border 2
Moda Hearthside Holidays 19837-11

Fabric D Cream snowflake 1 1/8 yard
Pine tree blocks
Moda Hearthside Holidays 19834-11

Fabric E Green holly 1/2 yard
Pine tree blocks
Moda Hearthside Holidays 19833-16

Fabric F Cream holly 3/8 yard
Blocks 1 and 2
Moda Hearthside Holidays 19833-11

Fabric G Red plaid 7/8 yard
Blocks 1 and 2
Moda Hearthside Holidays 19835-16

Fabric H Cream plaid 1/2 yard
Block 1 and 2
Moda Hearthside Holidays 19835-11

Fabric I Red snowflake 1/4 yard
Block 1
Moda Hearthside Holidays 19834-15

Fabric J Black deer head 1/2 yard
Block 1
Moda Hearthside Holidays 19832-13

Fabric K Grey snowflake 1/2 yard
Block 2
Moda Hearthside Holidays 19834-13

Fabric J Black solid 1/2 yard
Binding
Moda Bella Solid 9900-99

Backing fabric of choice 3 7/8 yards 44 inches or 2 yards 90 inch wide.

Batting 2 yards 90 inch wide or packaged Twin

Notions and Such: Matching thread for seams.

Recommended Tools: Rotary cutter, mat and ruler.

WS PRICE \$5.00

moda
UNITED NOTIONS

Fabric for our sample quilt generously supplied by Moda Fabrics.

the QUILT FACTORY

Pattern designs by Deb Grogan
Email: Deb@thequiltfactory.com
www.thequiltfactory.com

Winter Pines QF-1801



©2018 The Quilt Factory/Debra Grogan. All rights reserved. This pattern may not be reproduced or shared. Pattern may be used by one person for personal use or to make finished goods for charities, sale in retail and on-line shops or craft fairs, but may not be mass produced. We have made every attempt to provide you with accurate information, if you have any questions please email us at: Deb@thequiltfactory.com

Be Mine



18 X 57 RUNNER

20 X 20 PILLOW

16 x 20 WALLHANGING

16 X 28 TOWEL

Runner, Wallhanging, Pillow and Towel Pattern

#QF-2024



	RUNNER	W. HANG	PILLOW	TOWEL	ALL
A 20736-31	3/4	1/4	1/8	1/8	1 1/4
MULTI STRIPE					
B 20750-13	1/2				1/2
LRG. HEARTS ON RED					
C 20751-11	1/4		1/8		3/8
HEARTS ON WHITE					
D 20751-12	1/8	3/8			1/2
HEARTS ON RED					
E 20752-15	1/4	F8	1/8	F8	5/8
RED GEO ON PINK					
F 20753-11	1/8	1/8	1/8	F8	5/8
LITTLE HEARTS ON WHITE					
G 20753-12	3/8	1/8		1/8	5/8
LITTLE HEARTS ON RED					
H 20754-11	1/3	3/8		1/8	7/8
X AND O ON WHITE					
I 20754-12	1/8	1/8	2/3		1
X AND O ON RED					
J 992-234				7/8	7/8
TOWELING					
Fusible Web	1	1	1/2	1/2	3

Be Mine

Necessities for Runner, Wall Hanging, Pillow and Applique for towel

Batting
Runner: Piece 24 x 63 inches.
Wall Hang: Piece 22 x 26 inches.

Notions and Such: Matching thread for seams.

For appliqué: White, red, pink.

For embroidery accents:

Cosmo Floss: BLK #600, RED #800, WHITE #100

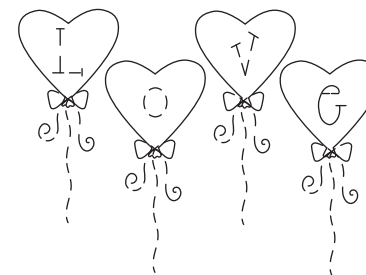
One 20 x 20 Pillow Form

Embroidery hoop and needle.

Iron, light table or source, quilt marker.

Recommended Tools: Rotary cutter, mat and ruler.

WS \$7.00



The samples for this pattern were made with
Holiday Essentials Love by Stacy Iest Hsu for
Moda

Fabric for our sample quilt generously
supplied by Moda Fabrics


moda
UNITED NOTIONS

the QUILT FACTORY

Pattern designs by Deb Grogan
Email: deb@thequiltfactory.com

www.thequiltfactory.com

©2020 The Quilt Factory/Debra Grogan. All rights reserved. This pattern may not be reproduced or share. Pattern may be used by one person for personal use or to make finished goods for charities, sale in retail and on-line shops or craft fairs, but may not be mass produced. We have made every attempt to provide you with accurate information, if you have any questions please email us at: deb@thequiltfactory.com



Be Mine QF-2024



Just a little FYI about ordering from us

- All first orders are credit card . You may fill out a credit sheet for Net30 terms, which is available on my web-site under the Wholesale tab. Invoices for credit card payments are sent via Square for safely paying on-line. We do not have access to your credit card information.
- We do not have a minimum per-say but request patterns be ordered 4 per style.
- We do not offer free shipping but will add a free pattern or 2 to offset cost on orders over \$150. We usually ship via the USPS as it is most cost effective. We charge actual shipping only.
- Wholesale prices are listed for each pattern. We charge full retail across all our platforms.
- We do all our own printing in house so depending on what is going on in the studio, most orders can go out within a few days.
- The best way to place an order is to email me direct at deb@thequiltfactory.com

Thank you! We look forward to working with you.....Deb

ALL IMAGES AND DESIGNS IN THIS PDF ARE COPYRIGHT DEB GROGAN/THE QUILT FACTORY