

Capybara Cuddles




An Adorable Applique Baby Quilt
42 x 52


#QF-2504


the QUILT FACTORY

Capybara Cuddles

- Fabric A - 1 yard
Applique, blocks, border 2
Moda 48626-150 
- Fabric B - 1/8 yard
Applique
Moda 48626-125 
- Fabric C - 1/2 yard
Applique, blocks
Moda 1660-97 
- Fabric D - Fat 8th
Applique
Moda 48626-127 
- Fabric E - 1/8 yard
Applique
Moda 48626-133 
- Fabric F - 1/8 yard
Applique
Moda 48626-135 
- Fabric G - 1/3 yard
Applique
Moda 48626-73 
- Fabric H - 1/8 yard
Applique
Moda 48626-72 
- Fabric I - 1/8 yard
Applique
Moda 48626-205 
- Fabric J - 3/8 yard
Border 1, border 2 corners
Moda 48626-75 
- Fabric K - 1 yard
Applique, border 1
corners, blocks, binding
Moda 1660-20 

Necessities for a 42x52 inch Baby Quilt

Fabric L - 3 x 3 square
Applique
Moda 9900-99 

Fabric M - 1/8 yard
Applique
Moda 8654-220 

Backing fabric of choice 2 3/4.

Batting 2 3/4 yards 44 inch wide or packaged
crib size.
Fusible web 3 yards

Notions and Such: Matching thread for
seams and applique.
Embroidery needle, hoop. Black Floss.
Water soluble quilt marker.
Light table or source.

Recommended Tools:
Rotary cutter, mat and ruler. Iron.

\$8.00 wholesale

the QUILT FACTORY

Pattern designs by Deb Grogan
Email: Deb@thequiltfactory.com
www.thequiltfactory.com

QF-2504 Capybara Cuddles



7 52349 96327 9

Fabric for our sample quilt by Moda Fabrics.

moda
UNITED NOTIONS

©2025 The Quilt Factory/Debra Grogan. All rights reserved. This pattern may not be reproduced or shared. Pattern may be used by one person for personal use or to make finished goods for charities, sale in retail and on-line shops or craft fairs, but may not be mass produced. We have made every attempt to provide you with accurate information, if you have any questions please email us at: Deb@thequiltfactory.com

On Safari



An Adorable Applique Baby Quilt

42 x 52

#QF-2501



On Safari

Fabric A - 2/3 yard
Border 1, applique
border 2 corners
binding
Marcus R540554



Fabric B - 1 1/2 yards
Border 2, blocks
Marcus R540554



Fabric C - Fat 8th
Applique
Marcus R540554



Fabric D - 1/8 yard
Applique
Marcus R540554



Fabric E - Fat 8th
Applique
Marcus R540554



Fabric F - Fat 8th
Applique
Marcus R540554



Fabric G - Fat 8th
Applique
Marcus R540554



Fabric H - 1/8 yard
Applique
Marcus R540554



Fabric I - Fat 8th
Applique
Marcus R540554



Fabric J - 1/8 yard
Applique
Marcus R540554



Fabric K - 1/8 yard
Applique, border 1
corners
Marcus R540554



MARCUS
Fabrics.

Fabric for our sample quilt
generously supplied by
Marcus Fabrics

Featured Fabrics:

Gingham Weave
Toolbox Basics II
Toolbox Florals

Necessities for a 42x52 inch Baby Quilt

Fabric L - 1/8 yard
Applique
Marcus R540399



Fabric M - 1/4 yard
Applique
Marcus R540399



Fabric N - 2/3 yard
Blocks
Marcus R540399



Fabric O - Fat 8th
Applique
Marcus R540399



Fabric P - 1/4 yard
Applique
Marcus R540399



Fabric Q - 3 x 3 square
Applique
Marcus C835901 070



Backing fabric of choice 2 3/4.

Batting 2 3/4 yards 44 inch wide or packaged crib
size.
Fusible web 3 yards

Notions and Such: Matching thread for
seams and applique.
Embroidery needle, hoop. black or dark grey
floss.
Water soluble quilt marker.
Light table or source.

Recommended Tools:
Rotary cutter, mat and ruler. Iron.

\$8.00 wholesale

the **QUILT FACTORY**
Pattern designs by Deb Grogan
www.thequiltfactory.com

QF-2501 On Safari



7 52349 96324 8

©2025 The Quilt Factory/Debra Grogan. All rights reserved. This pattern may not be reproduced or shared. Pattern may be used by one person for personal use or to make finished goods for charities, sale in retail and on-line shops or craft fairs, but may not be mass produced. If you have any questions please email us at: Deb@thequiltfactory.com



Sunny Skies

Sunny Skies

Necessities for a 42x52 inch Baby Quilt

Fabric A - 3/8 yard
Applique
border 1 & 2 corners
Marcus R540399



Fabric B - 1/2 yard
Binding, applique
Marcus R540554



Fabric C - 1/4 yard
Applique
Marcus R540399



Fabric D - 1/3 yard
Applique, border 1
Marcus R540554



Fabric E - 3/4 yard
Border 2
Marcus R540554



Fabric F - 5/8 yard
Blocks
Marcus R540554



Fabric G - Fat 8th
Applique
Marcus R540399



Fabric H - 1/4 yard
Applique
Marcus R540399



Fabric I - Fat 8th
Applique
Marcus R540399



Fabric J - 5/8 yard
Blocks
Blocks R540399



Backing fabric of choice 2 3/4.

Batting 2 3/4 yards 44 inch wide or packaged crib size.
Fusible web 3 yards

Notions and Such: Matching thread for seams and applique.
Embroidery needle, hoop. black or dark grey floss.
Water soluble quilt marker.
Light table or source.

Recommended Tools:
Rotary cutter, mat and ruler. Iron.

\$8.00 wholesale

An Adorable Applique Baby Quilt
42 x 52

#QF-2502



MARCUS
Fabrics.

Fabric for our sample quilt
generously supplied by
Marcus Fabrics

Featured Fabrics:

Toolbox Basics II
Toolbox Florals

the **QUILT FACTORY**
Pattern designs by Deb Grogan
www.thequiltfactory.com

QF-2502 Sunny Skies



7 52349 96325 5

©2025TheQuiltFactory/DebraGrogan.Allrightsreserved.Thispatternmaynotbereproducedorshared.
Pattern may be used by one person for personal use or to make finished goods for charities, sale in retail
and on-line shops or craft fairs, but may not be mass produced. If you have any questions please email us at:
Deb@thequiltfactory.com

Sunshine Farm

























An Adorable Applique Baby Quilt
42 x 52

#QF-2500



Sunshine Farm

Necessities for a 42x52 inch Baby Quilt

Fabric A - 3/4 yard Border 2 Marcus R540554	 Cream	Fabric L - 1/8 yard Applique Marcus R540399	 Sage	Fabric R - 1/8 yard Applique Marcus R540554	 Tan
Fabric B - 1/8 yard Applique Marcus R540554	 Honey	Fabric M - 2/3 yard Applique, border 1 border 2 corners binding Marcus R540399	 Green	Fabric S - 1/8 yard Applique, border 1 corners Marcus R540554	 Taupe
Fabric C - Fat 8th Applique Marcus R540554	 Lemon	Fabric N - 3/4 yard Blocks Marcus R540554	 Sage	Fabric T - 1/8 yard Applique Marcus R540554	 Harvest
Fabric D - 1/8 yard Applique Marcus R540399	 Lemon	Fabric O - Fat 8th Applique Marcus R540554	 Sand	Fabric U - Fat 8th Applique Marcus R540399	 Mist
Fabric E - Fat 8th Applique Marcus R540399	 Blush	Fabric P - 1/8 yard Applique Marcus R540399	 Ivory	Fabric V - 1/8 yard Applique Marcus C835901 070	 Black
Fabric F - 1/8 yard Applique Marcus R540554	 Blush	Fabric Q - 3/4 yard Applique, blocks Marcus R540554	 Linen		
Fabric G - Fat 8th Applique Marcus R540399	 Red				
Fabric H - 1/8 yard Applique Marcus R540399	 Lilac				
Fabric I - 1/8 yard Applique Marcus R540399	 Lavender				
Fabric J - 1/8 yard Applique Marcus R540554	 Dust				
Fabric K - Fat 8th Applique Marcus R540554	 Grey				

Backing fabric of choice 2 3/4.

Batting 2 3/4 yards 44 inch wide or packaged crib size.
Fusible web 2 yards

Notions and Such: Matching thread for seams and applique.
Embroidery needle, hoop. black or dark grey floss.
Water soluble quilt marker.
Light table or source.

Recommended Tools:
Rotary cutter, mat and ruler. Iron.

the **QUILT FACTORY**
Pattern designs by Deb Grogan
Email: Deb@thequiltfactory.com
www.thequiltfactory.com

QF-2500 Sunshine Farm

\$8.00 wholesale

MARCUS
Fabrics.

Fabric for our sample quilt
generously supplied by
Marcus Fabrics

Featured Fabrics:

Toolbox Basics II
Toolbox Florals



7 52349 96323 1

©2025TheQuiltFactory/DebraGrogan.Allrightsreserved.Thispatternmaynotbereproducedorshared.
Pattern may be used by one person for personal use or to make finished goods for charities, sale in retail
and on-line shops or craft fairs, but may not be mass produced. If you have any questions please email us at:
Deb@thequiltfactory.com

Up and Away



An Adorable Applique Baby Quilt

42 x 52

#QF-2503



Up and Away

Fabric A - Fat 8th
Applique
border 2 corners
Marcus R540554



Fabric B - 1/2 yard
Border 1 corners
blocks, applique
Marcus R540554



Fabric C - 1/3 yard
Blocks
Marcus R540554



Fabric D - 1/2 yard
Applique, blocks
Marcus R540399



Fabric E - Fat 8th
Applique
Marcus R540554



Fabric F - Fat 8th
Applique
Marcus R540554



Fabric G - Fat 8th
Applique
Marcus R540554



Fabric H - Fat 8th
Applique
Marcus R540399



Fabric I - Fat 8th
Applique
Marcus R540399



Fabric J - Fat 8th
Applique
Marcus R540399



Fabric K - 1/8 yard
Applique
Marcus R540399



Necessities for a 42x52 inch Baby Quilt

Fabric L - 1/8 yard
Applique
Marcus R540554



Fabric M - 1/2 yard
Border 1, binding
Marcus R540554



Fabric N - 3/4 yard
Border 2
Marcus R540554



Backing fabric of choice 2 3/4.

Batting 2 3/4 yards 44 inch wide or packaged crib size.

Fusible web 3 yards

Notions and Such: Matching thread for seams and applique.
Embroidery needle, hoop. black or dark grey floss.

Water soluble quilt marker.
Light table or source.

Recommended Tools:

Rotary cutter, mat and ruler. Iron.

\$8.00 wholesale

the **QUILT FACTORY**
Pattern designs by Deb Grogan
www.thequiltfactory.com

QF-2503 Up and Away



7 52349 96326 2

MARCUS
Fabrics.

Fabric for our sample quilt
generously supplied by
Marcus Fabrics

Featured Fabrics:

Toolbox Basics II
Toolbox Florals

©2025 The Quilt Factory/Debra Grogan. All rights reserved. This pattern may not be reproduced or shared. Pattern may be used by one person for personal use or to make finished goods for charities, sale in retail and on-line shops or craft fairs, but may not be mass produced. If you have any questions please email us at: Deb@thequiltfactory.com

Stinkerbelle



AN APPLIQUE BABY QUILT
42 x 52

FULL SIZE LAYOUT GUIDES! QF-2409 DIMENSIONAL EARS!

the **QUILT FACTORY**

Stinkerbelle

Fabric A - 5/8 yard
Block
Moda 9900-316

Fabric B - 5/8 yard
Block
Moda 9900-183

Fabric C - 3/4 yard
Border 2
Moda 9900-98

Fabric D - 1/8 yard
Applique
Moda 9900-145

Fabric E - 3/8 yard
Binding
Moda 9900-99

Fabric F - Fat 8th
Applique
Moda 1660-40

Fabric G - 1/8 yard
Applique
Moda 1660-13

Fabric H - Fat 8th
Applique
Moda 16740-89

Fabric I - Fat 8th
Applique
Moda 48626-150

Fabric J - 1/4 yard
Border 1
Moda 48626-127

Fabric K - 1/4 yard
Corner blocks
Moda 48626-137



Necessities for a 42x52 inch Baby Quilt


 Fabric L - Fat 8th
Applique
Moda 8654-110



 Fabric M - FQ
Applique
Moda 8654-41




 Backing fabric of choice 1 1/2 yards OR 2 3/4 yards for 3 inches extra on edges if sending to a longarmer.
 Batting 1 1/2 yards 44 inch wide or packaged crib size.
Fusible web 1 yard

 **Notions and Such:** Matching thread for seams and applique.
Cosmo Floss: 600 black
Embroidery needle and hoop
Water soluble quilt marker
Light table or source

 **Recommended Tools:**
Rotary cutter, mat and ruler. Iron.

 \$8.00 wholesale



the **QUILT FACTORY**
Pattern designs by Deb Grogan
Email: Deb@thequiltfactory.com
www.thequiltfactory.com


QF-2409



SAMPLES MADE WITH Moda Fabrics.

©2024 The Quilt Factory/Debra Grogan. All rights reserved. This pattern may not be reproduced or shared. Pattern may be used by one person for personal use or to make finished goods for charities, sale in retail and on-line shops or craft fairs, but may not be mass produced. We have made every attempt to provide you with accurate information, if you have any questions please email us at: Deb@thequiltfactory.com

Lulubelle



AN APPLIQUE BABY QUILT
42 x 52

FULL SIZE LAYOUT GUIDES! QF-2408 DIMENSIONAL EARS!



Lulubelle

Fabric A - 5x5 square
Applique
Moda 9900-99

Fabric B - 1/8 yard
Applique
Moda 9900-145

Fabric C - 1/4 yard
Applique
Moda 9900-166

Fabric D - 5/8 yard
Block
Moda 9900-169

Fabric E - 5/8 yard
Block
Moda 9900-378

Fabric F - Fat 8th
Applique
Moda 1660-20

Fabric G - 1/8 yard
Applique
Moda 1660-48


Fabric H - 1/4 yard
Applique
Moda 16740-182

Fabric I - 3/4 yard
Border 2
Moda 29140-11

Fabric J - 1/4 yard
Border 1
Moda 48626-54

Fabric K - Fat 8th
Applique
Moda 48626-133

Fabric L - 8 x 8 square
Applique
Moda 48626-137



Fabric M - 1/8 yard
Applique
Moda 8654-20



Fabric N - 3/8 yard
Binding
Moda 8654-37



Fabric O - Fat 8th
Applique
Moda 8654-118



Backing fabric of choice 1 1/2 yards OR 2 3/4 yards for 3 inches extra on edges if sending to a longarmer.



Batting 1 1/2 yards 44 inch wide or packaged crib size.
Fusible web 1 yard



Notions and Such: Matching thread for seams and applique.
Cosmo Floss: 600 black
Embroidery needle and hoop
Water soluble quilt marker
Light table or source



Recommended Tools:
Rotary cutter, mat and ruler. Iron.

\$8.00 wholesale



the QUILT FACTORY

Pattern designs by Deb Grogan
Email: Deb@thequiltfactory.com

www.thequiltfactory.com

QF-2408



7 52349 96321 7

SAMPLE MADE WITH Moda Fabrics.

©2024 The Quilt Factory/Debra Grogan. All rights reserved. This pattern may not be reproduced or shared. Pattern may be used by one person for personal use or to make finished goods for charities, sale in retail and on-line shops or craft fairs, but may not be mass produced. We have made every attempt to provide you with accurate information, if you have any questions please email us at: Deb@thequiltfactory.com

under the sea



An Appliqué Quilt Pattern for Baby

42 x 52

#QF-2214



QUILT FACTORY



under the sea

Necessities for a 42x52 inch Baby Quilt

Fabric A - Fat 8th
Applique
Moda Mambo Batiks 4365-11



Fabric L - 1/2 yard
Applique background
Moda Mambo Batiks 4365-34



Fabric B - Fat 8th
Applique
Moda Mambo Batiks 4365-12



Fabric M - 1/2 yard
Applique, appliqué background
Moda Mambo Batiks 4365-36



Fabric C - Fat 8th
Applique
Moda Mambo Batiks 4365-14



Fabric N - FQ
Applique
Moda Mambo Batiks 4365-37



Fabric D - Fat 8th
Applique
Moda Mambo Batiks 4365-16



Fabric O - 5/8 yard
Applique, appliqué background
Moda Mambo Batiks 4365-38



Fabric E - FQ
Applique
Moda Mambo Batiks 4365-18



Backing fabric of choice 2 3/4.
Batting 2 3/4 yards 44 inch wide or packaged
crib size.

Fabric F - Fat 8th
Applique
Moda Mambo Batiks 4365-19



Fusible web 2 yards

Fabric G - 1/8 yard
Applique
Moda Mambo Batiks 4365-21



Notions and Such: Matching thread for
seams and applique.

Fabric H - Fat 8th
Applique
Moda Mambo Batiks 4365-22



Recommended Tools:
Rotary cutter, mat and ruler. Iron.


Fabric I - 1 1/3 yards
Applique, appliqué
background, binding
Moda Mambo Batiks 4365-27



Fabric J - FQ
Applique
Moda Mambo Batiks 4365-28



Fabric K - 1/2 yard
Appliqué background
Moda Mambo Batiks 4365-30



the **QUILT FACTORY**
Pattern designs by Deb Grogan
Email: Deb@thequiltfactory.com
www.thequiltfactory.com

QF-2214 Under the Sea



Fabric for our sample quilt generously supplied
by Moda Fabrics.

moda
UNITED NOTIONS

©2022 The Quilt Factory/Debra Grogan. All rights reserved. This pattern may not be reproduced or share. Pattern may be used by one person for personal use or to make finished goods for charities, sale in retail and on-line shops or craft fairs, but may not be mass produced. We have made every attempt to provide you with accurate information, if you have any questions please email us at: Deb@thequiltfactory.com

Bubbles



Applique Baby Quilt

42x52

#QF-2108

With options for alternate skin tones



Bubbles

Fabric A - Ocean floral on white Fat 8th Applique
Moda The Sea and Me 20793-11

Fabric B - Ocean floral on pink 1/4 yard Border 2 corners
Moda The Sea and Me 20793-13

Fabric C - Ocean creatures on white 7/8 yard Border 2
Moda The Sea and Me 20795-11

Fabric D - Starfish on aqua 1/8 yard Applique
Moda The Sea and Me 20796-15

Fabric E - Coral on cream 1/8 yard Applique
Moda The Sea and Me 20797-11

Fabric F - Coral on pink 1/8 yard Applique
Moda The Sea and Me 20797-19

Fabric G - Shells on aqua Fat 8th Applique
Moda The Sea and Me 20798-13

Fabric H - Shells on dark teal 1/8 yard Applique
Moda The Sea and Me 20798-15

Fabric I - Shells on green 1/8 yard Applique
Moda The Sea and Me 20798-17

Fabric J - Shells on pink 1 yard Block, binding, applique
Moda The Sea and Me 20798-19
*Alternate: Block, binding 5/8 yard
If using med or drk skin tones.*

Fabric K - Shells on coral Fat 8th Applique
Moda The Sea and Me 20798-21
*Alternate: Applique 1/3 yard
If using med or dark skin tones*

Fabric for our sample quilt generously supplied by Moda Fabrics.

Necessities for a 42x52 inch Baby Quilt

Fabric L - Pale pink solid 1/8 yard Applique (cheeks)
Moda Bella Solid 9900 145 OR 9900-112 for alternate skin tones

Fabric M - Pale aqua 5/8 Block
Moda Bella Solid 9900 169

Fabric N - Medium aqua 5/8 Block
Moda Bella Solid 9900 169

Fabric O - Very pale pink solid FQ Applique (light skin tone)
Moda Bella Solid 9900 169 OR 9900-24 Medium skin tone 9900-194 Dark skin tone

Backing fabric of choice 1½ yards OR 2¾ yards for 3 inches extra on edges if sending to a longarmer.

Batting 1½ yards 44 inch wide or packaged crib size.

Fusible web 1 yard

Notions and Such: Matching thread for seams and applique.
Cosmo Floss: 600 black, 100 white, 444 orange, 895 dark grey
Embroidery needle and hoop
Water soluble quilt marker
Light table or source

Recommended Tools:
Rotary cutter, mat and ruler. Iron.

the QUILT FACTORY

Pattern designs by Deb Grogan

Email: Deb@thequiltfactory.com

www.thequiltfactory.com

QF-2108



7 52349 96276 0

©2021 The Quilt Factory/Debra Grogan. All rights reserved. This pattern may not be reproduced or shared. Pattern may be used by one person for personal use or to make finished goods for charities, sale in retail and on-line shops or craft fairs, but may not be mass produced. We have made every attempt to provide you with accurate information, if you have any questions please email us at:


Deb@thequiltfactory.com

Into the Woods



Into the Woods

Necessities for a 42 x 53 inch Quilt



- Fabric A Animal toss on yellow 5/8 yard
Border 2
Moda Effie's Woods 56011-12
-
- Fabric B Ferns and mushrooms/yellow 1/8 yard
Block
Moda Effie's Woods 56012-12
-
- Fabric C Tonal yellow animal damask 7/8 yard
Sashing, binding
Moda Effie's Woods 56014-13
-
- Fabric D Ferns on cream 3/8 yard
Block
Moda Effie's Woods 56015-11
-
- Fabric E Tiny fern/mushrooms on mint 1/4 yard
Block
Moda Effie's Woods 56016-16
-
- Fabric F Rose gingham 1/8 yard
Block
Moda Effie's Woods 56017-13
-
- Fabric G Mint gingham 1/8 yard
Block
Moda Effie's Woods 56017-14
-
- Fabric H Lt. grey woodgrain 3/8 yard
Block
Moda Effie's Woods 56018-11
-
- Fabric I Gold woodgrain 5/8 yard
Block
Moda Effie's Woods 56018-13
-
- Fabric J Medium grey woodgrain 3/8 yard
Block
Moda Carolina Lilies 56018-19
-
- Fabric K Cream watercolor 5/8 yard
Block
Moda Effie's Woods 56019-11
-
- Fabric L Yellow watercolor 3/8 yard
Block, border 2 corners
Moda Effie's Woods 56019-12

- Fabric M Blush watercolor 1/8 yard
Block
Moda Effie's Woods 56019-13
-
- Fabric N Mint watercolor 1 1/4 yards
Block
Moda Carolina Lilies 56019-14
-
- Fabric O Black 1/8 yard
Block
Moda Bella Solid 9900-99
-
- Fabric P Dark grey 1/8 yard
Block
Moda Bella Solid 9900-283

Backing fabric of choice 3 1/2 yards 44 inches or 1 3/4 yards 90 inch wide

Batting 1 3/4 yards 90 inch wide or packaged Crib

Notions and Such: Matching thread for seams.

Cosmo Floss Black#600 1 skein

Recommended Tools: Rotary cutter, mat and ruler.

the QUILT FACTORY

Pattern designs by Deb Grogan
Email: Deb@thequiltfactory.com
www.thequiltfactory.com

Into the Woods QF-2107

Pieced Baby Quilt Pattern 42 x 53

#QF-2107




moda
UNITED NOTIONS

Fabric for our sample quilt generously supplied by Moda Fabrics.



©2021 The Quilt Factory/Debra Grogan. All rights reserved. This pattern may not be reproduced or shared. Pattern may be used by one person for personal use or to make finished goods for charities, sale in retail and on-line shops or craft fairs, but may not be mass produced. We have made every attempt to provide you with accurate information, if you have any questions please email us at: Deb@thequiltfactory.com

Just Ducky



A Fun Pieced Baby Quilt Pattern 42 x 52

#QF-2102



Just Ducky

A 42 x 52 inch Quilt Pattern



Fabric A Large floral on cream 1 5/8 yards
Border 2
Moda Grace 18720-11

Fabric B Large floral on pink 1/8 yard
Block
Moda Grace 18720-13

Fabric C Large floral on yellow 1/8 yard
Block
Moda Grace 18720-14

Fabric D Large floral on green 1/4 yard
Block
Moda Grace 18720-15

Fabric E Large floral on blue 1/4 yard
Block
Moda Grace 18720-16

Fabric F Small posie on yellow 1/4 yard
Block
Moda Grace 18721-14

Fabric G Small posie on blue 1/4 yard
Block
Moda Grace 18721-16

Fabric H Small floral toss on yellow 1/4 yard
Block
Moda Grace 18722-11

Fabric I Small floral toss on blue 1/8 yard
Block
Moda Grace 18722-15

Fabric J Tonal floral on cream 1/4 yard
Block
Moda Grace 18724-11

Fabric K Tiny pink floral on cream 1/4 yard
Block
Moda Grace 18724-12

Fabric L Geometric on red 1/4 yard
Block, border 1, sashing, binding
Moda Grace 18725-17

Fabric M Geometric on yellow 1/4 yard
Block, border 2 corners
Moda Grace 18725-18

Fabric N Geometric on green 1/8 yard
Block
Moda Grace 18725-19

Fabric O Geometric on blue 1 5/8 yard
Block
Moda Grace 18725-20


Backing fabric of choice 2 3/4 yards 44 inches
Batting packaged crib.

Notions and Such: Matching thread for seams.
Cosmo Embroidery floss
#154 Grey
#600 Black
Embroidery needle

Recommended Tools: Rotary cutter, mat and ruler.

the QUILT FACTORY

Pattern designs by Deb Grogan
Email: Deb@thequiltfactory.com
www.thequiltfactory.com
Just Ducky QF-2102



moda
UNITED NOTIONS

Fabric for our sample quilt
generously supplied by Moda

©2021 The Quilt Factory/Debra Grogan. All rights reserved. This pattern may not be reproduced or shared. Pattern may be used by one person for personal use or to make finished goods for charities, sale in retail and on-line shops or craft fairs, but may not be mass produced. We have made every attempt to provide you with accurate information, if you have any questions please email us at: Deb@thequiltfactory.com

Gigi Giraffe



An Appliqué Baby Pattern

42 x 52

#QF-2011



Gigi Giraffe

Necessities for a 42 x 52 inch Baby Quilt

Fabric A Sage dot 10 x 10 inch square
Leaves
Moda 8654-15

Fabric B Dark gold plaid 5 x 10 inch piece
Mama and baby manes
Moda 12710-23

Fabric C Dark gold/cream mini check woven FQ
Mama and baby bodies
Moda 12710-13

Fabric D Burnt orange 10 x 10 inch square
Horns, bows and muzzles
Moda 9900-231

Fabric E Pink dot 4 x 4 inch square
Cheeks
Moda 8654-60

Fabric F Fabric E Brown marble 3 x 44 inch strip
Tree
Moda 9881-19

Fabric G Cream solid 2/3 yards
Quilt center
Moda 9900-11

Fabric H Dark tan Solid 1 3/4 yards
Borders and binding
Moda 9900-241

Backing fabric of choice 1 1/2 yards OR 2 3/4 yards for 3 inches extra on edges if sending to a longarmer.

Batting 1 1/2 yards 44" wide or packaged crib size.

Fusible Web 1 1/4 yards
We recommend Soft Fuse


Tear away stabilizer

Notions and Such: Matching thread for seams and appliqué, burnt orange, light pink, brown, sage green, medium gold and black
Embroidery needle and hoop
Embroidery floss black for eyes

Light box

Water soluble quilt marker

Recommended Tools: Rotary cutter, mat and ruler.




the QUILT FACTORY

Pattern designs by Deb Grogan
Email: Deb@thequiltfactory.com
www.thequiltfactory.com

Sample made using Moda
Essential Dots, Wovens and
Bella Solids

moda
UNITED NOTIONS

Gigi Giraffe QF-2011



©2020 The Quilt Factory/Debra Grogan. All rights reserved. This pattern may not be reproduced or shared. Pattern may be used by one person for personal use or to make finished goods for charities, sale in retail and on-line shops or craft fairs, but may not be mass produced. We have made every attempt to provide you with accurate information, if you have any questions please email us at: Deb@thequiltfactory.com

Kirra Koala



An Appliqué Baby Quilt Pattern
42x 52
#QF-2010



Kirra Koala

Necessities for a 42 x 52 inch Baby Quilt

Fabric A Grey dot FQ
Koala body
Moda 8654-121

Fabric B Solid silver 9 x 9 inch square
Chest, ears, chin
Moda 9900-183

Fabric C Black solid 4 x 4 inch square
Nose
Moda 9900-99

Fabric D Sage dot 8 x 8 inch square
Leaves
Moda 8654-15

Fabric E Brown marble FQ
Tree
Moda 9881-19

Fabric F Natural beige 2/3 yard
Quilt center
Moda 9900-12

Fabric G Grey Solid 1 3/4 yards
Borders and binding
Moda 9900-83

Backing fabric of choice 1 1/2 yards OR 2 3/4 yards for 3 inches extra on edges if sending to a longarmer.

Batting 1 1/2 yards 44" wide or packaged crib size.

Fusible Web 1 1/4 yards
We recommend Soft Fuse

Tear away stabilizer

Notions and Such: Matching thread for seams and appliqué, light/dark grey, brown, sage green and black
Embroidery needle and hoop
Embroidery floss black for eyes

Light box

Water soluble quilt marker

Recommended Tools: Rotary cutter, mat and ruler.




the QUILT FACTORY

Pattern designs by Deb Grogan
Email: Deb@thequiltfactory.com
www.thequiltfactory.com

Sample made using Moda
Essential Dots, Marbles and
Bella Solids

moda
UNITED NOTIONS

Kirra Koala QF-2010




©2020 The Quilt Factory/Debra Grogan. All rights reserved. This pattern may not be reproduced or shared. Pattern may be used by one person for personal use or to make finished goods for charities, sale in retail and on-line shops or craft fairs, but may not be mass produced. We have made every attempt to provide you with accurate information, if you have any questions please email us at: Deb@thequiltfactory.com


dream big



An Appliqué Pattern for Baby 42 x 52
#QF-1923



dream big



Necessities for a 42 x 52 inch Baby Quilt

Fabric A Pink solid Fat 1/8th
Words and flower centers
Moda 9900-143

Fabric B Lime green dot 9 x 9 inch piece
Leaves
Moda 8654-110

Fabric C Lavender grunge dot 9 x 9 inch piece
Large flower
Moda 31049-50

Fabric D Peony dot 10 x 10 inch piece
Small flower and butterfly body
Moda 8654-70

Fabric E Light beige dot Fat 1/8th
Fox cheeks, tail tip and inner ears
Moda 8654-11

Fabric F Rust solid Fat Q
Fox face, tail and body
Moda 9900-293

Fabric G Black dot 3 x 3 inch piece
Nose
Moda 8654-41

Fabric H Lavender solid 6 x 6 inch piece
Butterfly
Moda 9900-164

Fabric I Brown dot 6 x 6 inch piece
Legs
Moda 8654-23

Fabric J Grunge Princess 1 1/2 yards
Quilt top
Moda 30150-64

Binding Med purple solid 3/8 yard
Moda 9900-165

Backing fabric of choice 1 1/2 yards OR 2 3/4 yards for 3 inches extra on edges if sending to a longarmer.

Batting 1 1/2 yards 44" wide or packaged crib size.

Fusible Web 1 1/2 yards
We recommend Soft Fuse

Tear away stabilizer

Notions and Such: Matching thread for seams and appliqué, lt. tan, med pink, lime green, lavender, black, rust and brown

Embroidery needle and hoop
Embroidery floss, black and light grey

Light box

Water soluble quilt marker

Recommended Tools: Rotary cutter, mat and ruler.


the QUILT FACTORY

Pattern designs by Deb Grogan
Email: Deb@thequiltfactory.com
www.thequiltfactory.com

Sample made using Moda
Essential Dots, Grunge
and Bella Solids



Dream Big QF-1923



©2019 The Quilt Factory/Debra Grogan. All rights reserved. This pattern may not be reproduced or shared. Pattern may be used by one person for personal use or to make finished goods for charities, sale in retail and on-line shops or craft fairs, but may not be mass produced. We have made every attempt to provide you with accurate information, if you have any questions please email us at: Deb@thequiltfactory.com


My Sweet Baby



An Appliqué Quilt Pattern for Baby

42 x 52

#QF-1933



My Sweet Baby



Necessities for a 42 x 52 inch Baby Quilt

Fabric A Cream swirl Fat Q
Momma and baby body
Moda 9908-88

Fabric B Black dot Fat Q
Momma and baby heads and legs
Moda 8654-28

Fabric C Pink Solid Fat 1/8th
Words
Moda 9900-143

Fabric D Dark pink swirl 8 x 8 inch piece
Butterfly and flower centers
Moda 9908-62

Fabric E Lime green dot 9 x 9 inch piece
Leaves and butterfly body
Moda 8654-110

Fabric F Peony dot 4 x 4 inch piece
Momma and baby cheeks
Moda 8654-70

Fabric G Dark yellow dot 8 x 8 inch piece
Small flower
Moda 8654-37

Fabric H Light pink large dot 9 x 9 inch piece
Large flower
Moda 3405-58

Fabric I Pink solid 1 1/2 yards
Quilt top
Moda 9900-27

Binding Black 3/8 yard
Moda 9900-99

Backing fabric of choice 1 1/2 yards OR 2 3/4 yards for 3 inches extra on edges if sending to a longarmer.

Batting 1 1/2 yards 44" wide or packaged crib size.

Fusible Web 1 1/2 yards
We recommend Soft Fuse

Tear away stabilizer

Notions and Such: Matching thread for seams and appliqué, light cream, lt and drk yellow, lt. aqua, lime green and light/dark pink

Embroidery needle and hoop
Embroidery floss, light grey and black

Light box

Water soluble quilt marker

Recommended Tools: Rotary cutter, mat and ruler.


the QUILT FACTORY

Pattern designs by Deb Grogan
Email: Deb@thequiltfactory.com
www.thequiltfactory.com

Sample made using Moda
Essential Dots, Marble Mates and
Bella Solids

moda
UNITED NOTIONS


My Sweet Baby QF-1933



6 33632 99604 7

©2019 The Quilt Factory/Debra Grogan. All rights reserved. This pattern may not be reproduced or shared. Pattern may be used by one person for personal use or to make finished goods for charities, sale in retail and on-line shops or craft fairs, but may not be mass produced. We have made every attempt to provide you with accurate information, if you have any questions please email us at: Deb@thequiltfactory.com

Sweet Dreams



Sweet Dreams



Necessities for a 42 x 52 inch Baby Quilt

Fabric A Peony dot Fat 1/8th
Words and sm flower
Moda 8654-70

Fabric B Light pink dot 9 x 9 inch piece
Large/sm flower and Momma/Baby cheeks
Moda 8654-21

Fabric C Cream swirl Fat Q
Momma body, head and wing
Moda 9908-88

Fabric D Dark yellow marble large dot Fat 1/8th
Baby body
Moda 3405-4

Fabric E Light yellow large dot Fat 1/8th
Baby wing and flower centers
Moda 3405-56

Fabric F Light aqua dot 8 x 8 inch piece
Momma ribbon and butterfly body
Moda 8654-62

Fabric G Lime green seed 9 x 9 inch piece
Leaves
Riley Blake

Fabric H Light pink swirl 5 x 5 inch piece
Butterfly
Moda 9908-37

Fabric I Orange solid 5 x 5 inch piece
Beaks and feet Momma and Baby
Moda 9900-255

Fabric J Light yellow dot 1 1/2 yards
Quilt top
Moda 8654-20

Binding Med pink 3/8 yard
Moda 9900-27

Backing fabric of choice 1 1/2 yards OR 2 3/4 yards for 3 inches extra on edges if sending to a longarmer.

Batting 1 1/2 yards 44" wide or packaged crib size.

Fusible Web 1 1/2 yards
We recommend Soft Fuse

Tear away stabilizer

Notions and Such: Matching thread for seams and appliqué, light cream, lt and drk yellow, lt. aqua, lime green, light/dark pink and orange

Embroidery needle and hoop
Embroidery floss, light grey and black

Light box

Water soluble quilt marker

Recommended Tools: Rotary cutter, mat and ruler.


Appliqué Baby Quilt Pattern 42 x 52
#QF-1932

the QUILT FACTORY

Pattern designs by Deb Grogan
Email: Deb@thequiltfactory.com
www.thequiltfactory.com

Sample made using Moda
Essential Dots, Marble Mates and
Bella Solids

Sweet Dreams QF-1932



the QUILT FACTORY

moda
UNITED NOTIONS

©2019 The Quilt Factory/Debra Grogan. All rights reserved. This pattern may not be reproduced or shared. Pattern may be used by one person for personal use or to make finished goods for charities, sale in retail and on-line shops or craft fairs, but may not be mass produced. We have made every attempt to provide you with accurate information, if you have any questions please email us at: Deb@thequiltfactory.com

Patchwork Kitty



An Appliqué Quilt Pattern for Baby

42 x 52

#QF-1936



Patchwork Kitty



Necessities for a 42 x 52 inch Baby Quilt

Fabric A Red dot Fat 1/8th
Meow, nose and heart
Moda 8654-38

Fabric B Peony dot Fat 1/8th
Face front, outer ears, front paws
Moda 8654-70

Fabric C Light pink dot Fat Q
Body
Moda 8654-60

Fabric D Light tan solid Fat 1/8th
Inner ears, chest and muzzle
Moda 9900-281

Fabric E Dark yellow marble large dot Fat 1/8th
Butterfly and bow
Moda 3405-4

Fabric F Dark pink marble swirl Fat 1/8th
Flowers and butterfly body
Moda 9908-62

Fabric G Lime green dot Fat 1/8th
Leaves
Moda 37554-16

Fabric H Medium beige dot Fat Q
Head and tail
Moda 8654-43

Fabric I Light pink solid 1 1/2 yards
Quilt top
Moda 9900-335

Binding Med pink 3/8 yard
Moda 9900-27

Backing fabric of choice 1 1/2 yards OR 2 3/4 yards for 3 inches extra on edges if sending to a longarmer.

Batting 1 1/2 yards 44" wide or packaged crib size.

Fusible Web 1 1/2 yards
We recommend Soft Fuse

Tear away stabilizer

Notions and Such: Matching thread for seams and appliqué, light tan, yellow, med tan, lime green, light/dark pink, magenta and red.

Embroidery needle and hoop
Embroidery floss, lime green, light grey, black and deep pink.

Light box

Water soluble quilt marker


Recommended Tools: Rotary cutter, mat and ruler.

the QUILT FACTORY

Pattern designs by Deb Grogan
Email: Deb@thequiltfactory.com
www.thequiltfactory.com

Sample made using Moda
Essential Dots, Marble Mates and
Bella Solids

Patchwork Kitty QF-1936



©2019 The Quilt Factory/Debra Grogan. All rights reserved. This pattern may not be reproduced or shared. Pattern may be used by one person for personal use or to make finished goods for charities, sale in retail and on-line shops or craft fairs, but may not be mass produced. We have made every attempt to provide you with accurate information, if you have any questions please email us at: Deb@thequiltfactory.com

Patchwork Puppy



An Appliqué Baby Quilt Pattern
42 x 52
#QF-1924



woof Patchwork Puppy

Necessities for a 42 x 52 inch Baby Quilt

Fabric A Blue grunge dot Fat 1/8th
Woof and collar
Moda 30149-26

Fabric B Dark turquoise dot Fat 1/8th
Ears and tail
Moda 8654-108

Fabric C Cream marble swirl Fat Q
Body, head and bone
Moda 9908-88

Fabric D Black dot 3 x 3 inch piece
Nose
Moda 8654-41

Fabric E Brown marble 8 x 8 inch piece
Chest
Moda 9981-19

Fabric F Lime green spots 1/8th
Puppy paws, eye patch and bowl part 2
Moda 1660-48

Fabric G Med aqua dot Fat 1/8th
Hind legs
Moda 8654-66

Fabric H Red dot Fat 1/8th
Heart and doggy dish
Moda 8654-38

Fabric I Light pale icy aqua solid 1 1/2 yards
Quilt top
Moda 9900-169

Binding Red solid 3/8 yard
Moda 9900-16

Backing fabric of choice 1 1/2 yards OR 2 3/4 yards for 3 inches extra on edges if sending to a longarmer.

Batting 1 1/2 yards 44" wide or packaged crib size.

Fusible Web 1 1/2 yards
We recommend Soft Fuse

Tear away stabilizer

Notions and Such: Matching thread for seams and appliqué, blue, brown, med and dark aqua, lime green, black, cream and red.

Embroidery needle and hoop
Embroidery floss, black for eyes and paws
Light box

Water soluble quilt marker

Recommended Tools: Rotary cutter, mat and ruler.


the QUILT FACTORY

Pattern designs by Deb Grogan
Email: Deb@thequiltfactory.com
www.thequiltfactory.com

Sample made using Moda
Essential Dots, Marble Mates and
Bella Solids

moda
UNITED NOTIONS

Patchwork Puppy QF-1924



6 33632 99594 1


©2019 The Quilt Factory/Debra Grogan. All rights reserved. This pattern may not be reproduced or shared. Pattern may be used by one person for personal use or to make finished goods for charities, sale in retail and on-line shops or craft fairs, but may not be mass produced. We have made every attempt to provide you with accurate information, if you have any questions please email us at: Deb@thequiltfactory.com

RAWR



A Quilt Pattern for Baby 42 x 52

#QF-1934



RAWR

Necessities for a 42 x 52 inch Baby Quilt

Fabric A Red dot Fat 1/8th
Word, collar and heart
Moda 8654-38

Fabric B Dark blue marble Fat Q
Dino body and head
Moda 9880-45

Fabric C Light blue marble Fat 1/8th
Dino legs and arms
Moda 9880-49

Fabric D Lime green dot Fat Q
Scales, dino toes, tummy and leaf
Moda 8654-110

Fabric E Kelly green dot 9 x 9 inch piece
Leaves
Moda 8654-165

Fabric F White solid 4 x 4 inch piece
Teeth
Moda 9900-98

Fabric G Blue dot 4 x 4 inch piece
Bird wings
Moda 8654-30

Fabric H Dark yellow large dot 8 x 8 inch piece
Bird
Moda 3405-4

Fabric I Light grey solid 1 1/2 yards
Quilt top
Moda 9900-316

Binding Med grey 3/8 yard
Moda 9900-183

Backing fabric of choice 1 1/2 yards OR 2 3/4 yards for 3 inches extra on edges if sending to a longarmer.

Batting 1 1/2 yards 44" wide or packaged crib size.

Fusible Web 1 1/2 yards
We recommend Soft Fuse

Tear away stabilizer

Notions and Such: Matching thread for seams and appliqué, drk yellow, lt/drk blue, lime/kelly green, red and white

Embroidery needle and hoop
Embroidery floss, black

Light box

Water soluble quilt marker

Recommended Tools: Rotary cutter, mat and ruler.


the QUILT FACTORY

Pattern designs by Deb Grogan
Email: Deb@thequiltfactory.com
www.thequiltfactory.com

Sample made using Moda
Essential Dots, Marble Mates
and Bella Solids

moda
UNITED NOTIONS

RAWR QF-1934



6 33632 99605 4

©2019 The Quilt Factory/Debra Grogan. All rights reserved. This pattern may not be reproduced or shared. Pattern may be used by one person for personal use or to make finished goods for charities, sale in retail and on-line shops or craft fairs, but may not be mass produced. We have made every attempt to provide you with accurate information, if you have any questions please email us at: Deb@thequiltfactory.com

be brave



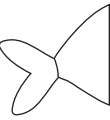
An Appliqué Quilt Pattern for Baby

42 x 52

#QF-1931



BE BRAVE



Necessities for a 42 x 52 inch Baby Quilt

Fabric A Bue grunge dot Fat Q
Momma and Baby whale
Moda 30149-26

Fabric B Lime green dot Fat Q
Lrg and sm seaweed
Moda 8654-110

Fabric C Light blue watercolor 8 x 8 inch piece
Bubbles
Moda 26116-49

Fabric D Lt. aqua spots Fat 1/8th
Momma and baby tummies
Moda 1660-40

Fabric E Kelly green dot Fat 1/8th
Words
Moda 8654-165

Fabric F Dark yellow dot 8 x 8 inch piece
Fish body
Moda 8654-37

Fabric G Orange solid 5 x 5 inch piece
Fish fins
Moda 9900-255

Fabric H Peony dot 5 x 5 inch piece
Whale cheeks
Moda 8654-70

Fabric I Pale blue solid 1 1/2 yards
Quilt top
Moda 9900-193

Binding Lime Green 3/8 yard
Moda 9900-233

Backing fabric of choice 1 1/2 yards OR 2 3/4 yards for 3 inches extra on edges if sending to a longarmer.

Batting 1 1/2 yards 44" wide or packaged crib size.

Fusible Web 1 1/2 yards
We recommend Soft Fuse

Tear away stabilizer

Notions and Such: Matching thread for seams and appliqué, blue, drk yellow, lt. aqua, lime/kelly green, dark pink and orange

Embroidery needle and hoop
Embroidery floss, black

Light box

Water soluble quilt marker

Recommended Tools: Rotary cutter, mat and ruler.


the QUILT FACTORY

Pattern designs by Deb Grogan
Email: Deb@thequiltfactory.com
www.thequiltfactory.com

Sample made using Moda
Essential Dots, Watercolor, Grunge,
Bella Solids and Spotted

moda
UNITED NOTIONS

Be Brave QF-1931



6 33632 99602 3

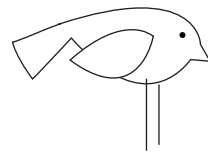
©2019 The Quilt Factory/Debra Grogan. All rights reserved. This pattern may not be reproduced or shared. Pattern may be used by one person for personal use or to make finished goods for charities, sale in retail and on-line shops or craft fairs, but may not be mass produced. We have made every attempt to provide you with accurate information, if you have any questions please email us at: Deb@thequiltfactory.com

good night



An Appliqué Quilt Pattern for Baby

42 x 52
#QF-1935



good night

Necessities for a 42 x 52 inch Baby Quilt

Fabric A Lime green dot Fat 1/8th
Leaves
Moda 8654-110

Fabric B Kelly green dot Fat 1/8th
Leaf
Moda 8654-165

Fabric C Blue dot Fat 1/8th
Word and bird wing
Moda 8654-30

Fabric D Brown solid Fat Q
Tree
Moda 9900-71

Fabric E Red dot 8 x 8 inch piece
Bird
Moda 8654-38

Fabric F Dark tan solid 6 x 6 inch piece
Mask and claws
Moda 9900-129

Fabric G Light tan solid 6 x 6 inch piece
Face
Moda 9900-241

Fabric H Dark tan large dot Fat Q
Sloth body and back legs
Moda 45009-62

Fabric I Light tan large dot Fat Q
Front legs
Moda 45009-64

Fabric J Med blue solid 1 1/2 yards
Quilt top
Moda 9900-49

Binding Blue solid 3/8 yard
Moda 9900-227

Backing fabric of choice 1 1/2 yards OR 2 3/4 yards for 3 inches extra on edges if sending to a longarmer.

Batting 1 1/2 yards 44" wide or packaged crib size.

Fusible Web 1 1/2 yards
We recommend Soft Fuse

Tear away stabilizer

Notions and Such: Matching thread for seams and appliqué, lt/drk tan, med blue, lime/kelly green, red and brown

Embroidery needle and hoop
Embroidery floss, black

Light box

Water soluble quilt marker

Recommended Tools: Rotary cutter, mat and ruler.


the QUILT FACTORY

Pattern designs by Deb Grogan
Email: Deb@thequiltfactory.com
www.thequiltfactory.com

Sample made using Moda
Essential Dots and Bella Solids

moda
UNITED NOTIONS

Good Night QF-1935



©2019 The Quilt Factory/Debra Grogan. All rights reserved. This pattern may not be reproduced or shared. Pattern may be used by one person for personal use or to make finished goods for charities, sale in retail and on-line shops or craft fairs, but may not be mass produced. We have made every attempt to provide you with accurate information, if you have any questions please email us at: Deb@thequiltfactory.com

Zoe Zebra



An Applique Baby Quilt

42 x 52

#QF-1710



Zoe Zebra

Necessities for a 42 x 52 inch Quilt



Fabric A White 1 3/8 yards
Border 2 and Zebra.
Moda Bella Solid 9900-98

Fabric B Yellow 1/4 yard
Flower Centers, corner squares Border 1.
Moda Bella Solid 9900-221

Fabric C Black 1 yard
Border 1, binding and Zebra.
Moda Bella Solid 9900-99

Fabric D Bright Pink 1/2 yard
Flower petals and Zebra ears.
Moda Bella Solid 9900-190

Fabric E Light Turquoise 5/8 yard
Center blocks.
Moda Bella Solid 9900-193

Fabric F Medium Turquoise 5/8 yard
Center blocks.
Moda Bella Solid 9900-226

Fabric G Yellow Green 3/8 yard
Leaves and stems.
Moda Bella Solid 9900-233

Fabric H Dark Grey 6 x 6 scrap
Zebra nostrils.
Moda Bella Solid 9900-170

Binding yardage included in fabric C calculations.

Backing fabric of choice 1 1/2 yards

Batting 1 1/2 yards 45" wide or packaged crib size.

Fusible Web

Notions and Such: Matching thread for seams and appliqué, black, yellow, green.

Embroidery Floss, black for eyes.

Water soluble quilt marker.

Embroidery hoop and needle.

Recommended Tools: Rotary cutter, mat and ruler.

moda
UNITED NOTIONS

This quilt was made with Moda Bella Solids

Zoe Zebra QF-1710

the QUILT FACTORY

Pattern designs by Deb Grogan


Email: Deb@thequiltfactory.com



6 14458 48031 6

©2017 The Quilt Factory/Debra Grogan. All rights reserved. This pattern may not be reproduced or shared. Pattern may be used by one person for personal use or to make finished goods for charities, sale in retail and on-line shops or craft fairs, but may not be mass produced. We have made every attempt to provide you with accurate information, if you have any questions please email us at: Deb@thequiltfactory.com

Hannah Hippo



An Appliqué Quilt Pattern for Baby

42 x 52

#QF-1713

the **QUILT FACTORY**



Hannah Hippo

Necessities for a 42 x 52 inch Quilt

Fabric A Off White Solid 7/8 yard
Border 1 and 2, hippo teeth appliqué.
Moda 9900-98

Fabric B Black Solid 1/6 yard
Border 1.
Moda 9900-99

Fabric C Lt. Pink Dot 5/8 yard
Quilt center squares.
Moda 8654-21

Fabric D Lt. Pink Solid 1 1/4 yards
Quilt center squares and binding.
Moda 9900-61

Fabric E Red Dot 1/4 yard
Border 1 corners and flower center appliques.
Moda 8654-52

Fabric F Dark Yellow Dot 1/4 yard
Border 2 corners.
Moda 8654-37

Fabric G Yellow Dot 1/8 yard
Butterfly wings appliqué.
Moda 8654-20

Fabric H Medium Pink Dot 1/8 yard
Hippo ears and butterfly body appliqué.
Moda 8654-70

Fabric I Medium Gray Dot 5/8 yard
Hippo body, head, legs and ear appliqué.
Moda 8654-121

Fabric J Lt. Gray Dot 1/8 yard
Hippo toes appliqué.
Moda 45009-64

Fabric K Gray Solid 6 x 6 square or
1/6 yard
Hippo nostrils appliqué.
Moda 9900-316

moda
UNITED NOTIONS

Fabric for our sample quilt generously
supplied by Moda Fabrics.

©2017 The Quilt Factory/Debra Grogan. All rights reserved. This pattern may not be reproduced or share. Pattern may be used by one person for personal use or to make finished goods for charities, sale in retail and on-line shops or craft fairs, but may not be mass produced. We have made every attempt to provide you with accurate information, if you have any questions please email us at: Deb@thequiltfactory.com



Fabric L Lt. Olive Dot 1/4 yard
Flower stems and leaves appliqué.
Moda 8654-15

Fabric M White w/Pink Dots 1/4 yard
Flower petal appliqué.
Moda 8654-69

Backing fabric of choice 1 1/2 yards OR 2 3/4
yards for 3 inches extra on edges if sending
to a longarmer.

Batting 1 1/2 yards 44" wide or packaged
crib size.

Fusible Web 1 yard

Notions and Such: Matching thread for
seams and appliqué, pink, white, red, gray
and green.
Embroidery Floss, black for eyes, Med. gray
for butterfly antennae.
Water soluble quilt marker.

Embroidery hoop and needle.

Recommended Tools: Rotary cutter, mat
and ruler.


the **QUILT FACTORY**

Pattern designs by Deb Grogan
Email: Deb@thequiltfactory.com
www.thequiltfactory.com

Hannah Hippo QF-1713



Eloise Elephant



Appliqué Baby Quilt Pattern
#QF-1712

the QUILT FACTORY



Eloise Elephant

Necessities for a 42 x 52 inch Quilt



Fabric A Off White Solid 7/8 yard
Border 1 and 2, bee wings appliqué.
Moda 9900-98

Fabric B Black Solid 3/8 yard
Border 1 and bee head and body appliqué.
Moda 9900-99

Fabric C Med. Blue Dot 5/8 yard
Quilt center squares.
Moda 8654-19

Fabric D Med. Blue Solid 5/8 yard
Quilt center squares.
Moda 9900-49

Fabric E Med. Pink Dot 3/8 yard
Border 1 corners and flower appliques.
Moda 8654-70

Fabric F Yellow Dot 1/4 yard
Border 2 corners and bee body and flower center appliqué.
Moda 8654-20

Fabric G Green Solid 1/4 yard
Stem and leaf appliqué.
Moda 9900-121

Fabric H Gray Solid 3/8 yard
Elephant body, legs and ear appliqué.
Moda 9900-316

Fabric I Lt. Gray Dot 6x6 piece OR 1/8 yard
Elephant toes appliqué.
Moda 45009-64

Fabric J Lt. Pink Solid 5/8 yard
Binding.
Moda 9900-61

Backing fabric of choice 1 1/2 yards OR 2 3/4 yards for 3 inches extra on edges if sending to a longarmer.

Batting 1 1/2 yards 44" wide or packaged crib size.

Fusible Web 1 1/4 yards

Notions and Such: Matching thread for seams and appliqué, pink, yellow, black, gray and green.
Embroidery Floss, black for eyes, dark gray for bee antennae and elephant mouth.
Water soluble quilt marker.

Embroidery hoop and needle.

Recommended Tools: Rotary cutter, mat and ruler.

the QUILT FACTORY

Pattern designs by Deb Grogan
Email: Deb@thequiltfactory.com
www.thequiltfactory.com

Eloise Elephant QF-1712

moda
UNITED NOTIONS

Fabric for our sample quilt
generously supplied by Moda
Fabrics.



©2017 The Quilt Factory/Debra Grogan. All rights reserved. This pattern may not be reproduced or share. Pattern may be used by one person for personal use or to make finished goods for charities, sale in retail and on-line shops or craft fairs, but may not be mass produced. We have made every attempt to provide you with accurate information, if you have any questions please email us at: Deb@thequiltfactory.com

Simon Sea Turtle




An Appliqué Quilt Pattern
42 x 52
#QF-1715



Simon Sea Turtle

Necessities for a 42 x 52 inch Quilt



Fabric A Off White Solid 7/8 yard
Border 1 and 2.
Moda 9900-98

Fabric B Black Solid 7/8 yard
Border 1 and Binding.
Moda 9900-99

Fabric C Medium Aqua Dot 5/8 yard
Quilt center squares.
Moda 5654-66

Fabric D Medium Aqua Solid 5/8 yard
Quilt center squares.
Moda 9900-269

Fabric E Orange Solid 1/8 yard
Border 1 corners, fish fins appliqué.
Moda 9900-255

Fabric F Dark Aqua Dot 1/4 yard
Border 2 corners and fish tail appliqué.
Moda 5654-108

Fabric G Deep Yellow Dot 1/8 yard
Fish body appliqué.
Moda 5654-37

Fabric H Red Dot 1/8 yard
Seaweed appliqué.
Moda 5654-52
Fabric I Lt. Pink Dot 1/8 yard
Seaweed appliqué.
Moda 5654-21

Fabric J Lt. Olive Dot 1/4 yard
Turtle head and flipper appliqué.
Moda 5654-15

Fabric K Dark. Olive Dot 1/4 yard
Turtle shell appliqué.
Moda 5654-17

Fabric L Green Dot 1/8 yard
Turtle scutes (shell sections) appliqué.
Moda 5654-110

Backing fabric of choice 1 1/2 yards OR 2 3/4 yards for 3 inches extra on edges if sending to a longarmer.

Batting 1 1/2 yards 44" wide or packaged crib size.

Fusible Web 1/2 yard

Notions and Such: Matching thread for seams and for appliqué, red, pink, yellow, turquoise and green.

Embroidery Floss, black for eyes and mouth.

Water soluble quilt marker.

Embroidery hoop and needle.

Recommended Tools: Rotary cutter, mat and ruler


moda
UNITED NOTIONS

Fabric for our sample quilt generously supplied by Moda Fabrics.

the QUILT FACTORY

Pattern designs by Deb Grogan
Email: Deb@thequiltfactory.com
www.thequiltfactory.com

Simon Sea Turtle QF-1715



6 14458 48051 4

©2017 The Quilt Factory/Debra Grogan. All rights reserved. This pattern may not be reproduced or share. Pattern may be used by one person for personal use or to make finished goods for charities, sale in retail and on-line shops or craft fairs, but may not be mass produced. We have made every attempt to provide you with accurate information, if you have any questions please email us at: Deb@thequiltfactory.com

Henry Horse



An Appliqué Baby Quilt Pattern

42 x 52

#QF-1714



Henry Horse

Necessities for a 42 x 52 inch Quilt



Fabric A Lt. Blue Solid 7/8 yard
Border 2.
Moda 9900-25

Fabric B Black Solid 1/4 yard
Border 1 and horse hooves and nostrils
appliqué.
Moda 9900-99

Fabric C Tan Dot 5/8 yard
Quilt center squares.
Moda 8654-11

Fabric D Cream Solid 7/8 yard
Quilt center squares and Border 1.
Moda 9900-11

Fabric E Red Solid 1 1/8 yards
Border 1 corners, star and horse
harness appliqué.
Binding
Moda 9900-16

Fabric F Medium Blue Solid 1/4 yard
Border 2 corners.
Moda 9900-227

Fabric G Brown Dot 1/2 yard
Horse body, head ears and legs appliqué.
Moda 8654-23

Fabric H Medium Tan Dot 6 x 6 piece or
1/6 yard
Horse mane appliqué.
Moda 8654-43

Fabric I Blue and White Check 1/4 yard
Horse scarf appliqué.
Moda 8653-56

Backing fabric of choice 1 1/2 yards OR 2 3/4
yards for 3 inches extra on edges if sending
to a longarmer.

Batting 1 1/2 yards 44" wide or packaged
crib size.

Fusible Web 1 yard

Notions and Such: Matching thread for
seams and appliqué, light tan, blue, black
dark brown and red
Embroidery Floss, black for eyes.
Water soluble quilt marker.

Embroidery hoop and needle.

Recommended Tools: Rotary cutter, mat
and ruler.

the QUILT FACTORY

Pattern designs by Deb Grogan
Email: Deb@thequiltfactory.com
www.thequiltfactory.com

Henry Horse QF-1714


moda
UNITED NOTIONS

Fabric for our sample quilt generously
supplied by Moda Fabrics.



©2017 The Quilt Factory/Debra Grogan. All rights reserved. This pattern may not be reproduced or share. Pattern may be used by one person for personal use or to make finished goods for charities, sale in retail and on-line shops or craft fairs, but may not be mass produced. We have made every attempt to provide you with accurate information, if you have any questions please email us at: Deb@thequiltfactory.com

Buddy Bear



An Appliqué Quilt Pattern 42 x 52

#QF-1810



Buddy Bear



Necessities for a 42 x 52 inch Quilt

Fabric A White Solid 7/8 yard
Border 1 and 2.
Moda 9900-98

Fabric B Black Solid 1/2 yard
Border 1, Bear nose and claws.
Binding
Moda 9900-99

Fabric C Baby Blue Dot 5/8 yard
Quilt center squares.
Moda 8654-62

Fabric D Baby Blue Solid 5/8 yard
Quilt center squares, Border 1 corner
posts.
Moda 9900-85

Fabric E Red Dot F8
Bird and dragonfly wing appliqué.
Moda 8654-52

Fabric F Deep Yellow Dot 1/4 yard
Border 2 corners, bird beak and drag-
onfly wing appliqué.
Moda 8654-37

Fabric G Green Dot F8
Leaves and dragonfly body appliqué.
Moda 8654-110

Fabric H Beige Dot F8
Bear snout, inner ear and bird breast
appliqué.
Moda 8654-43

Fabric I Brown Dot FQ
Bear body, arm and ear appliqué.
Moda 8654-23

Fabric J Brown Solid 1/3 yard
Tree appliqué.
Moda 9900-71

Backing fabric of choice 1 1/2 yards OR 2 3/4
yards for 3 inches extra on edges if send-
ing to a longarmer.


Batting 1 1/2 yards 44" wide or packaged
crib size.

Fusible Web 2 yards

Notions and Such: Matching thread for
seams. For appliqué, yellow, beige, red,
black, chocolate brown and green.
Embroidery Floss, black for eyes, and drag-
onfly tail and antennae, green for leaves.
Water soluble quilt marker.

Embroidery hoop and needle.


Recommended Tools: Rotary cutter, mat
and ruler.



the QUILT FACTORY

Pattern designs by Deb Grogan
Email: Deb@thequiltfactory.com
www.thequiltfactory.com

Buddy Bear QF-1810



moda
UNITED NOTIONS



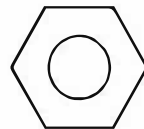
Fabric for our sample quilt generously supplied
by Moda Fabrics.

©2018 The Quilt Factory/Debra Grogan. All rights reserved. This pattern may not be reproduced or share. Pattern may be used by one person for personal use or to make finished goods for charities, sale in retail and on-line shops or craft fairs, but may not be mass produced. We have made every attempt to provide you with accurate information, if you have any questions please email us at: Deb@thequiltfactory.com



An Appliqué Quilt Pattern

#QF-1811



Remi Robot



Necessities for a 42½ x 52 inch Quilt

Fabric A White Solid 2 yards
Border 2 Blocks and applique block.
Moda 9900-98

Fabric B Royal Solid 1/2 yard
Blocks
Moda 9900-19

Fabric C Medium Blue Solid 1/2 yard
Quilt center squares and border 2
corners.
Moda 9900-227

Fabric D Red Solid 1/2 yard + F8
Border 1 and 2, corner hexnut and
robot applique.
Moda 9900-16

Fabric E Navy Wash F8
Robot applique
Moda26116-47

Fabric F Cobalt Wash F8
Robot applique
Moda26116-46

Fabric G Light Blue Wash F8
Robot applique
Moda26116-45

Fabric H Very Light Blue Wash F8
Robot applique
Moda26116-44

Backing fabric of choice 1 ½ yards OR 2 ¾
yards for 3 inches extra on edges if send-
ing to a longarmer.

Batting 1 ½ yards 44" wide or packaged
crib size.

Fusible Web 2 yards

Notions and Such: Matching thread for
seams. For appliqué, red, navy, royal blue,
light blue, very light blue, white.

Embroidery Floss, black for eyes, mouth,
nose, heart monitor and equalizer.
Water soluble quilt marker.

Embroidery hoop and needle.

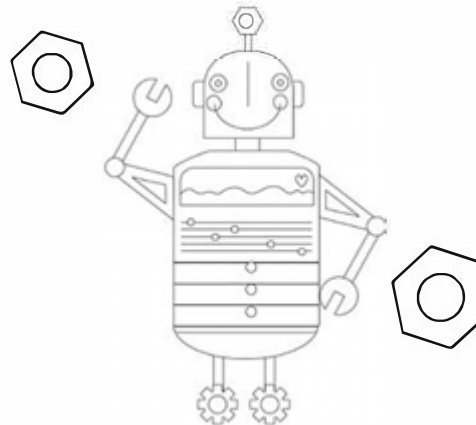
Recommended Tools: Rotary cutter, mat
and ruler.



Fabric for our sample quilt
generously supplied by Moda Fabrics.

Pattern designs by Deb Grogan
Email: Deb@thequiltfactory.com
www.thequiltfactory.com

Remi Robot QF-1811



©2018 The Quilt Factory/Debra Grogan. All rights reserved. This pattern may not be reproduced or share. Pattern may be used by one person for personal use or to make finished goods for charities, sale in retail and on-line shops or craft fairs, but may not be mass produced. We have made every attempt to provide you with accurate information, if you have any questions please email us at: Deb@thequiltfactory.com

Orbit



AN APPLIQUE QUILT

40 x 52

QF-1805



Orbit

Fabric A Cream with dot circles Fat 1/8
Stars
Moda Carnival Batiks 4348-11

Fabric B Cream with pattern Fat 1/8
Saturn Rings
Moda Carnival Batiks 4348-12

Fabric C Taupe with leaf pattern Fat 1/8
Mercury, Rocket stages, tip and portal frame
Moda Carnival Batiks 4348-14

Fabric D Taupe with color wash stripes
Fat 1/8
Saturn
Moda Carnival Batiks 4348-15

Fabric E Lime green with aqua print Fat 1/8
Rocket legs and portal
Moda Carnival Batiks 4348-18

Fabric F Orange and Yellow pattern Fat 1/8
Jupiter
Moda Carnival Batiks 4348-20

Fabric G Deep Yellow Fat 1/4
Sun rays, Rocket flame
Moda Carnival Batiks 4348-21

Fabric H Orange with yellow print Fat 1/8
Sun
Moda Carnival Batiks 4348-22

Fabric I Orange with yellow leaf print Fat 1/8
Venus
Moda Carnival Batiks 4348-23

Fabric J Red with dot pattern Fat 1/8
Rocket
Moda Carnival Batiks 4348-26

Fabric K Red color wash Fat 1/8
Mars
Moda Carnival Batiks 4348-28

Fabric L Aqua tone on tone Fat 1/8
Earth, Uranus ring
Moda Carnival Batiks 4348-30

Fabric M Blue and Aqua print 1/3 yard
Binding
Moda Carnival Batiks 4348-32

moda
UNITED NOTIONS

Fabric for our sample quilt generously supplied by
Moda Fabrics.

©2018 The Quilt Factory/Debra Grogan. All rights reserved. This pattern may not be reproduced or shared. Pattern may be used by one person for personal use or to make finished goods for charities, sale in retail and on-line shops or craft fairs, but may not be mass produced. We have made every attempt to provide you with accurate information, if you have any questions please email us at:

Deb@thequiltfactory.com

Necessities for a 40 x 52 inch Quilt

Fabric N Royal Blue print Fat 1/8
Neptune
Moda Carnival Batiks 4348-33

Fabric O Royal color wash Fat 1/8
Rocket portal window, Uranus
Moda Carnival Batiks 4348-35

Fabric P Navy color wash 1½ yards
Background
Moda Carnival Batiks 4348-37

Backing fabric of choice 1 ¾ yards OR 2 ¾ yards for 3 inches extra on edges if sending to a longarmer.

Batting 1 ¾ yards 45" wide or packaged crib size.

Notions and Such: Matching thread for seams and appliqué Red, Taupe, Yellow, Orange, Blues and Lime Green.

Embroidery Floss, off white and lime for planet paths and names. You may also use #8 pearl cotton.

Water soluble quilt marker.

Embroidery hoop and needle.

Instructions are for turned edge however you may choose to use fusible web, you will need 2 yards

Freezer paper, spray starch and brush, container with lid, fabric appliqué glue, scissors.

Clover mini iron or regular iron, ironing board

Light box or light source.

Recommended Tools: Rotary cutter, mat and ruler.

the QUILT FACTORY

Pattern designs by Deb Grogan
Email: Deb@thequiltfactory.com
www.thequiltfactory.com

Orbit QF-1805



Little Fox



An Appliqué Pattern

#QFDG16006



Little Fox



Necessities for a 41 x 51 inch Quilt

Fabric A Navy 1 1/8 yard
Quilt block and binding.
Moda Royal 9900-19

Fabric B Light Blue 1/4 yard
Quilt block.
Moda Summer Sky 9900-136

Fabric C Grey 1/4 yard
Quilt block.
Moda Steel 9900-184

Fabric D Light Grey 1/4 yard
Quilt block.
Moda Silver 9900-183

Fabric E Very Light Grey 1 5/8 yard
Quilt block.
Moda Smoke 9900-316

Fabric F Dark Rust 1/4 yard or
fat quarter
Fox head and tail.
Moda Spice 9900-293

Fabric G Cream 1/8 yard or fat
eighth
Inner ears, tail tip and fox face.
Moda Eggshell 9900-281

Fabric H Brown 1/8 yard or fat
eighth
Outer ears and paws.
Moda U Brown 9900-71

Fabric I Black 3x3 scrap
Fox nose.
Moda Black 9900-99

Backing fabric of choice 1 1/2 yards OR 2
3/4 yards for 3 inches extra on edges if
sending to a longarmer.

Batting 1 1/2 yards 45" wide or packaged
crib size.

Pellon SF101 Fusible interfacing 1/4 yard

Fusible Web 1/4 yard

Notions and Such: Matching thread for
seams and appliqué, cream, rust and black.

Embroidery Floss, black for eyes and whiskers.

Water soluble quilt marker.

Embroidery hoop and needle.

Recommended Tools: Rotary cutter, mat
and ruler.

Fabric for our sample quilt generously supplied
by Moda Fabrics.

the QUILT FACTORY

Pattern designs by Deb Grogan

Email: Deb@thequiltfactory.com

Little Fox QFDG-16006



moda
UNITED NOTIONS

This quilt was made with Moda Bella Solids

©2016 The Quilt Factory/Debra Grogan. All rights reserved. This pattern may not be reproduced or shared. Pattern may be used by one person for personal use or to make finished goods for charities, sale in retail and on-line shops or craft fairs, but may not be mass produced. We have made every attempt to provide you with accurate information, if you have any questions please email us at: Deb@thequiltfactory.com

Little Bunny



An Appliqué Pattern

#QFDG16005



Little Bunny

Necessities for a 41 x 51 inch Quilt



Fabric A Dark Purple 3/4 yard
Quilt block.
Moda Purple 9900-21

Fabric B Medium Purple 5/8 yard
Quilt block and binding.
Moda Amelia Purple 9900-165

Fabric C Light Purple 1/4 yard
Quilt block, Bunny inner ears.
Moda Amelia Lavender 9900-164

Fabric D Light Grey 1/4 yard
Quilt block.
Moda Silver 9900-183

Fabric E Very Light Grey 1 5/8 yard
Quilt block.
Moda Smoke 9900-316

Fabric F White 1/4 yard
Bunny appliqué.
Moda Bleach White 9900-98

Fabric G Deep Pink 3x3 scrap
Bunny nose.
Moda Fushia 9900-190

Backing fabric of choice 1 1/2 yards

Batting 1 1/2 yards 45" wide or packaged
crib size.

Pellon SF101 Fusible interfacing 1/4 yard

Fusible Web 1/4 yard

Notions and Such: Matching thread for
seams and appliqué, white, pink, light
purple.

Embroidery Floss, black for eyes, medium
grey for whiskers and mouth.

Water soluble quilt marker.

Embroidery hoop and needle.

Recommended Tools: Rotary cutter, mat
and ruler.

Fabric for our sample quilt generously supplied
by Moda Fabrics.

moda
UNITED NOTIONS

This quilt was made with Moda Bella Solids

Little Bunny QFDG-16005



the QUILT FACTORY

Pattern designs by Deb Grogan

Email: Deb@thequiltfactory.com

©2016 The Quilt Factory/Debra Grogan. All rights reserved. This pattern may not be reproduced or shared. Pattern may be used by one person for personal use or to make finished goods for charities, sale in retail and on-line shops or craft fairs, but may not be mass produced. We have made every attempt to provide you with accurate information, if you have any questions please email us at: Deb@thequiltfactory.com

Roar



A Quilt Pattern for Baby 42 x 52

#QFSC150001



Roar

42x52 inch finished Baby Quilt

Necessities

Fabric A (light ivory) 1 yard
Background appliqué square and main blocks.

Fabric B (blue tone on tone) 1/2 yard
Corners, main blocks, small border blocks and prairie points.

Fabric C (polka dot) 1/2 yard
Main blocks, small border blocks and prairie points.

Fabric D (lt. orange microdot) 1/2 yard
Main blocks, small border blocks, prairie points and lion nose.

Fabric E (green tone on tone) 1 1/8 yard
Main blocks, small border blocks, outer borders and appliqué square bottom.

Fabric F (tan microdot) 1/2 yard
Lion face, body, legs, tail and small border blocks.

Fabric G (orange tone on tone) 1/4 yard
Inner borders.

Fabric H (orange tone on tone) 1/6 yard.
Lion mane and tail.

Fabric I (ivory tone on tone) 1/8 yard
Paws and chest.

Binding fabric of choice 1/3 yard

Backing fabric of choice 1 1/2 yards OR
2 3/4 yards for 3 inches extra on edges if
sending to a longarmer.

Batting 1 1/2 yards 45" wide or pack-
aged crib size.

Pellon SF011 Fusible interfacing.
This pattern uses a sew and turn
appliqué method, you may also use a
fusible web for traditional appliqué, or
use the needle turn method for hand
appliqué.

Notions and Such:

Black embroidery floss for eyes.

Coordinating thread for seams and
appliqué.

Rotary cutter, mat, ruler and pressing
sheet are recommended.

the QUILT FACTORY

Pattern design by Deb Grogan

Email: Deb@thequiltfactory.com
www.thequiltfactory.com

Roar QFSC-150001



©2015 The Quilt Factory/Debra Grogan. All rights reserved. This pattern may not be reproduced or shared. Pattern may be used by one person for personal use or to make finished goods for charities, sale in retail and on-line shops or craft fairs, but may not be mass produced. We have made every attempt to provide you with accurate information, if you have any questions please email us at: Deb@thequiltfactory.com

Dino Tracks



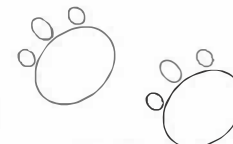
An Appliqué Quilt Pattern for Baby

42 x 52

#QFSC150009

the **QUILT FACTORY**

Dino Tracks



Necessities for a 42 x 52 inch Quilt

Fabric A White medium pin dot 1 7/8 yards
Border, quilt blocks and background
appliqué square.

Fabric B Medium Aqua tone on tone 1/2
yard
Dino body.

Fabric C Dark Aqua tone on tone 3/8
yard
Blocks bordering Dino and corner blocks.

Fabric D Light Aqua tone on tone 1/4
yard
Blocks bordering Dino, corner blocks and
quilt block centers.

Fabric E Medium Lime Green tone on
tone 3/8 yards
Quilt and corner blocks.

Fabric F Light Lime Green tone on tone
1/8 yard
Quilt block centers.

Fabric G Deep Purple tone on tone 1/2
yard
Quit, corner and Dino border blocks.

Fabric H Medium Purple tone on tone 1/8
yard
Dino plates ("scales" on his back).

Fabric I Lime Green solid 1/8 yard
Dino spots, toes and tracks.

Scrap Dark Aqua for nostrils and Black
for eyes.

Binding fabric of choice 1/3 yard

Backing fabric of choice 1 1/2 yards

Batting 1 1/2 yards 45" wide or packaged
crib size.

Pellon SF101 Fusible interfacing 3/4 yard
This pattern uses a sew and turn appli-
qué method, you may also use a fusible
web for traditional appliqué. Fusible web
recommended for Dino track toes.

Notions and Such: Matching
thread for seams and appliqué.

Recommended Tools: Rotary cut-
ter, mat and ruler. Pressing cloth. Tear
away stabilizer.

Freezer paper or heat resistant tem-
plate mylar.

the QUILT FACTORY

Pattern designs by Deb Grogan

Email: Deb@thequiltfactory.com
www.thequiltfactory.com

Dino Tracks QFSC-150009



©2017 The Quilt Factory/Debra Grogan. All rights reserved. This pattern may not be reproduced or shared. Pattern may be used by one person for personal use or to make finished goods for charities, sale in retail and on-line shops or craft fairs, but may not be mass produced. We have made every attempt to provide you with accurate information, if you have any questions please email us at: Deb@thequiltfactory.com


Sweet Garden



An Applique Quilt for Baby

#QF-1704

the **QUILT FACTORY**



Sweet Garden

Necessities for a 46 x 58 inch Quilt



Fabric A Tiny Tulips Orange 1/4 yard
Quilt block.

Maywood Studios MAS8840-O

Fabric B Carnations Blue 1/4 yard
Quilt block.

Maywood Studios MAS8833-B

Fabric C Flowerbed Pink 3/8 yard
Quilt block, Flower appliqué.

Maywood Studios MAS8836-P

Fabric D Carnations Green 1/4 yard
Quilt block.

Maywood Studios MAS8833-G

Fabric E Flowerbed Green 1/4 yard
Leaf and stem appliqué.

Maywood Studios MAS8836-G

Fabric F Trailing Flowers Pink 1/8 yard
Quilt block.

Maywood Studios MAS8832-P

Fabric G Carnations Yellow 1/8 yard
Butterflies appliqué.

Maywood Studios MAS8833-S

Fabric H Blushing Pink 3/4 yard
Border 1, butterflies appliqué, binding.

Maywood Studios MAS630-P

Fabric I Vintage White 1 7/8 yards
Border 2, quilt blocks.

Maywood Studios MAS630-EW

Fabric J Soft Orange 1/8 yard
Flower center appliqué.

Maywood Studios MAS630-O4

Fabric K Teal 3/8 yard
Flower appliqué background.

Maywood Studios MAS630-Q

Fabric L Tiny Tulips Pink 1/8 yard
Flower appliqué.

Maywood Studios MAS8840-P

Backing fabric of choice 2 5/8 yards

Batting 1 1/2 yards 90" wide or packaged
twin size.

Fusible Web 1 yard

Notions and Such: Matching thread for
seams and appliqué, pink, light green, light
orange.

Embroidery Floss, medium grey for butter-
fly antennae.

Water soluble quilt marker.

Embroidery hoop and needle.

Recommended Tools: Rotary cutter, mat
and ruler.


MAYWOOD  **STUDIO**

Fabric for our sample quilt generously supplied
by Maywood Studios

the **QUILT FACTORY**

Pattern designs by Deb Grogan
Email: Deb@thequiltfactory.com
www.thequiltfactory.com

Sweet Garden QF-1704



6 14458 48041 5

©2017 The Quilt Factory/Debra Grogan. All rights reserved. This pattern may not be reproduced or share. Pattern may be used by one person for personal use or to make finished goods for charities, sale in retail and on-line shops or craft fairs, but may not be mass produced. We have made every attempt to provide you with accurate information, if you have any questions please email us at: Deb@thequiltfactory.com

Splash




An Appliqué Quilt Pattern

42 x 52


#QFDG1500014

the QUILT FACTORY



Splash!

42 x 52 inch finished Baby Quilt



Necessities

Based on 43-44 inch wide fabric

Fabric A (light turquoise solid) 1/2 yard
Top row of quilt and bubbles
Moda Ruby Ice 9900-169

Fabric B (light aqua solid) 1/2 yard
Second row of quilt
Moda Surf 9900-193

Fabric C (dark aqua solid) 1/2 yard
Third row of quilt
Moda Bright Turquoise 9900-226

Fabric D (very dark aqua solid) 7/8 yard
Bottom row of quilt and binding
Moda Horizon Blue 9900-111

Fabric E (coral solid) 1/6 yard
Fish body
Moda Flamingo 9900-299

Fabric F (orange solid) 1/6 yard
Fish stripes
Moda Orange 9900-80

Fabric G (yellow solid) 1/8 yard or fat eighth
Fish fins
Moda Sunflower 9900-221

Fabric H (royal blue solid) 3/8 yard
Whale
Moda Sapphire 9900-261

Backing fabric of choice 1 1/2 yards

Batting 1 1/2 yards 45" wide or packaged
crib size.

Pellon SF101 Fusible interfacing 1 yard
This pattern uses a sew and turn appliqué
method, you may also use a fusible web for
traditional appliqué, or use the needle turn
method for hand appliqué.

Fusible web 1/8 yard

Notions and Such:

Black embroidery floss for eyes, smiles and
blue for the blow-hole spray.

Coordinating thread for seams and appli-
qué.

Rotary cutter, mat, ruler and pressing sheet
are recommended.

Optional #8 pearl cotton for big stitch
quilting.

the QUILT FACTORY



Pattern design by Deb Grogan

Email: Deb@thequiltfactory.com
www.thequiltfactory.com

moda
UNITED NOTIONS

This quilt was made with Moda Bella Solids

Splash QFDG-1500014



©2017 The Quilt Factory/Debra Grogan. All rights reserved. This pattern may not be reproduced or shared. Pattern may be used by one person for personal use or to make finished goods for charities, sale in retail and on-line shops or craft fairs, but may not be mass produced. We have made every attempt to provide you with accurate information, if you have any questions please email us at: Deb@thequiltfactory.com

Simply Charming



A Scrappy or Pre-Cut Quilt Pattern

48 x 60

#QFDG-16002



Simply Charming



Necessities for a 48 x 60 inch Quilt

Fabric A 1 ½ yards
Various prints for a scrappy look
at least 5 inches wide
OR two packages of 5 x 5 pre-
cuts

Fabric B 1 ½ yards
Mini Dot

Fabric C 1/2 yard
Coordinating Solid

Binding 1/3 yard

Backing 3 ½ yards

Batting 1 ½ yards 90 inch wide
or packed twin batting

Notions and Such:

Matching thread for seams.

Recommended Tools: Rotary cutter,
mat and ruler.

Simply Charming QFDG-16002

the QUILT FACTORY

Pattern designs by Deb Grogan
Email: Deb@thequiltfactory.com
www.thequiltfactory.com




©2016 The Quilt Factory/Debra Grogan. All rights reserved. This pattern may not be reproduced or shared. Pattern may be used by one person for personal use or to make finished goods for charities, sale in retail and on-line shops or craft fairs, but may not be mass produced. We have made every attempt to provide you with accurate information, if you have any questions please email us at: Deb@thequiltfactory.com

Little Elephant




A 42 x 52 inch Appliqué Baby Quilt

#QF-1813



Little Elephant

Necessities for a 42 x 52 inch Quilt



Fabric A Yellow 1 ½ yards
Border, Block 1 and 2
Moda Spotted 1660-13

Fabric B Light Pink 1/8 yard
Elephant appliqué
Moda Spotted 1660-20

Fabric C Medium Pink 2 ½ yards
Border corner, Block 1 and 2, Elephant
appliqué
Moda Spotted 1660-24

Fabric D Medium Purple 1 yard
Border corner, Binding, Block 1 and 2
Moda Spotted 1660-31

Fabric E Light Aqua 3/8 yard
Block 1 and 2, Elephant appliqué
Moda Spotted 1660-40

Fabric F Medium Turquoise 1/8 yard
Border corner and Elephant appliqué
Moda Spotted 1660-44

Fabric G Lime Green 3/4 yard
Border corner, Block 1 and 2 and Ele-
phant appliqué
Moda Spotted 1660-48

Fabric H Kelly Green 1/8 yard
Elephant appliqué
Moda Spotted 1660-50

Fabric I Light Grey 1/8 yard
Elephant appliqué
Moda Spotted 1660-52

Binding included in Fabric D yardage

Backing fabric of choice 1 ½ yards OR 2 ¾
yards for 3 inches extra on edges if send-
ing to a longarmer.

Batting 1 ½ yards 44" wide or packaged
crib size.

Fusible Web 1 ½ yards

Notions and Such: Matching thread for
seams and appliqué, lime green, light pink,
and aqua.

Embroidery floss for tails and eyes, lime
green, light pink, black and aqua.

Light box

Water soluble quilt marker

Recommended Tools: Rotary cutter, mat
and ruler.

the QUILT FACTORY

Pattern designs by Deb Grogan
Email: Deb@thequiltfactory.com
www.thequiltfactory.com

Little Elephant QF-1813

moda
UNITED NOTIONS

Fabric for our sample quilt
generously supplied by Moda Fabrics.



©2018 The Quilt Factory/Debra Grogan. All rights reserved. This pattern may not be reproduced or shared. Pattern may be used by one person for personal use or to make finished goods for charities, sale in retail and on-line shops or craft fairs, but may not be mass produced. We have made every attempt to provide you with accurate information, if you have any questions please email us at: Deb@thequiltfactory.com

Hush Baby



An Embroidery Quilt Pattern for Baby
#QFSC150002



the QUILT FACTORY

Hush Baby

40 x 50 inch finished Baby Quilt

Necessities

Fabric A (white) 5/8 yard
Embroidery square and block
borders.

Fabric B (light pink) 1 3/8 yard
Main blocks, block borders and
outer borders.

Fabric C (light grey) 5/8 yard
Main blocks and corner blocks.

Fabric D (butter yellow) 1/4 yard
Inner border.

Binding fabric of choice 1/3 yard.

Backing fabric of choice 1 1/2
yards.

Batting 1 1/2 yards of 45 inch wide
or a packaged crib batting.

Notions and Such

Coordinating thread for seams.

Light transfer paper, water soluble
marker or pencil.

Embroidery needles and hoop.

Embroidery Floss

Color Chart	DMC	Cosmos
Pink, Med.	899	2105
Yellow	726	702
Grey, Med.	318	153A
Aqua	996	413
Orange	741	146
Black	-	-

Recommended Tools

Rotary cutter, mat and ruler.



the QUILT FACTORY

Pattern designs by Deb Grogan

Email: Deb@thequiltfactory.com
www.thequiltfactory.com



Hush Baby QFSC-150002



Hush Baby

is based on the charming art of
Shelly Comiskey
www.simplyshellydesigns.com



©2015 The Quilt Factory/Debra Grogan. All rights reserved. This pattern may not be reproduced or shared. Pattern may be used by one person for personal use or to make finished goods for charities, sale in retail and on-line shops or craft fairs, but may not be mass produced. We have made every attempt to provide you with accurate information, if you have any questions please email us at: thequiltfactory@yahoo.com

Just a little FYI about ordering from us

- All first orders are credit card . You may fill out a credit sheet for Net30 terms, which is available on my web-site under the Wholesale tab. Invoices for credit card payments are sent via Square for safely paying on-line. We do not have access to your credit card information and no safe storage, please do not send that information in an email.
- We do not have a minimum per-say but request patterns be ordered 4 per style.
- We do not offer free shipping but will add a free pattern or 2 to offset cost on orders over \$150. We usually ship via the USPS as it is most cost effective. We charge actual shipping only.
- Price for patterns for baby are \$6-\$8 wholesale. We sell them across all our platforms for \$12-\$16 retail.
- We do all our own printing in house so depending on what is going on in the studio, most orders can go out within a few days, we will email you to give you an idea of when we will have your order ready.
- The best way to place an order is to email me direct at deb@thequiltfactory.com

Thank you! We look forward to working with you.....Deb